




GRAF VON FABER-CASTELL



GRID 8

Woodcote Trophy & Stirling Moss Trophy



Woodcote Trophy & Stirling Moss Trophy [A]

SPA SIX HOURS

Qualifying

Final Classification

Nr. Drivers	Team	Car	Cl	Time	Lap Total	Gap	Kph
1	1 O. BRYANT	LOTUS15	Stirling Mos	2:50.340	5 9	- -	148.0
2	161 R. WILLS	LOTUS 15	Stirling Mos	2:51.925	6 10	+1.585 +1.585	146.7
3	88 R. KENT / J. OSBOURNE	LISTER Costin Jaguar	Stirling Mos	2:53.283	10 10	+2.943 +1.358	145.5
4	25 M. GANS	LOTUS 15	Stirling Mos	2:53.321	5 10	+2.981 +0.038	145.5
5	43 D. HART / O. HART	LISTER Costin	Stirling Mos	2:53.517	10 10	+3.177 +0.196	145.3
6	8 A. WOOD / W. NUTHALL	LISTER Knobbly	Stirling Mos	2:53.644	9 9	+3.304 +0.127	145.2
7	27 S. ZIEGLER / M. STRETTON	LISTER Knobbly	Stirling Mos	2:54.696	10 10	+4.356 +1.052	144.3
8	11 F. WAKEMAN / P. BLAKENEY-EDWARDS	COOPER T38	Stirling Mos	2:56.872	5 9	+6.532 +2.176	142.6
9	29 K. AHLERS / J. BELLINGER	LOLA Mk1 Prototype	Stirling Mos	2:58.311	5 9	+7.971 +1.439	141.4
10	54 C. MILNER / N. GREENSALL	LISTER Costin Chevrolet	Stirling Mos	2:58.461	3 9	+8.121 +0.150	141.3
11	30 A. SMITH	COOPER Monaco	SSi	2:59.110	4 10	+8.770 +0.649	140.8
12	51 A. WATSON / D. O'CONNELL	LOTUS XI Le Mans	Stirling Mos	2:59.389	9 9	+9.049 +0.279	140.6
13	5 C. MONTEVERDE / G. PEARSON	JAGUAR D-type	Woodcote 1	3:00.524	2 10	+10.184 +1.135	139.7
14	170 P. RATCLIFF / L. STEVENS	LISTER Knobbly	Stirling Mos	3:00.584	10 10	+10.244 +0.060	139.6
15	26 B. HARTOGS	LOTUS 15 Series 3	Stirling Mos	3:00.898	5 9	+10.558 +0.314	139.4
16	52 J. SPIERS	LISTER Jaguar Knobbly	Stirling Mos	3:01.183	8 9	+10.843 +0.285	139.2
17	69 S. KRIKNOFF	LOTUS XI Series 1	S4i	3:02.888	8 9	+12.548 +1.705	137.9
18	31 G. FIERRO ELETA / S. HART	MASERATI 300S	Woodcote 1	3:04.180	4 9	+13.840 +1.292	136.9
19	15 E. MESTDAGH / L. ZURSTRASSEN	LOTUS 15	Stirling Mos	3:04.740	8 8	+14.400 +0.560	136.5
20	10 M. PAUL / R. BOURNE	LOTUS Mk X	Woodcote 1	3:04.884	3 9	+14.544 +0.144	136.4
21	66 N. MC FADDEN	LISTER Knobbly	Stirling Mos	3:05.154	8 10	+14.814 +0.270	136.2
22	41 H. HUGENHOLTZ / N. PASTORELLI	LISTER Costin	Stirling Mos	3:05.173	5 8	+14.833 +0.019	136.2
23	18 A. DITHERIDGE / B. CANNELL	COOPER Monaco	Stirling Mos	3:05.412	4 8	+15.072 +0.239	136.0
24	74 M. HUNT / A. HALL	HWM Sports Racing	Woodcote 1	3:06.272	7 9	+15.932 +0.860	135.4
25	32 O. LLEWELLYN / T. LLEWELLYN	ALLARD J2	Woodcote 1	3:06.916	3 9	+16.576 +0.644	134.9
26	101 T. BECHTOLSHEIMER	ALLARD J2	Woodcote 1	3:07.464	3 5	+17.124 +0.548	134.5
27	9 B. EASTICK / K. JONES	JAGUAR D-type	Woodcote 1	3:08.268	7 9	+17.928 +0.804	133.9
28	53 D. REED / P. SNOWDON	ASTON MARTIN DB2	Woodcote 1	3:08.581	9 9	+18.241 +0.313	133.7
29	60 G. PEETERS	LOTUS 15	Stirling Mos	3:08.927	7 7	+18.587 +0.346	133.5
30	36 E. STAES	LOTUS XI	Stirling Mos	3:09.400	9 9	+19.060 +0.473	133.1
31	39 R. BERNBERG / P. UGO	COOPERT39 Bobtail	Woodcote 1	3:10.554	8 9	+20.214 +1.154	132.3
32	6 O. BLANPAIN	COOPER Monaco	SSi	3:11.506	8 9	+21.166 +0.952	131.7
33	49 R. FRANCIS / J. THOMPSON	ALLARD J2	Woodcote 1	3:14.879	5 9	+24.539 +3.373	129.4
34	61 J. THOMPSON / R. Francis	JAGUAR XK120	Stirling Mos	3:17.806	5 9	+27.466 +2.927	127.5
35	19 R. EMMERLING / P. HOOPER	ELVA MkV	Stirling Mos	3:19.260	3 9	+28.920 +1.454	126.5
36	16 C. JOLLY	ASTON MARTIN DB2	Woodcote 1	3:20.587	3 4	+30.247 +1.327	125.7
37	139 O. GONZALEZ	LOTUS XI	Stirling Mos	3:20.739	4 9	+30.399 +0.152	125.6
38	50 N. BERT / T. MOTTE	JAGUAR C-Type	Woodcote	3:21.765	7 8	+31.425 +1.026	125.0
39	68 M. GORDON / R. GOMM	JAGUAR XK 140 FHC	Woodcote 1	3:26.376	8 8	+36.036 +4.611	122.2
40	309 T. DE GRES	LOTUS XI S2 Le Mans	Stirling Mos	3:29.364	6 6	+39.024 +2.988	120.4
41	58 D. STANLEY	AUSTIN-HEALEY 100 Le Mans	Woodcote 1	3:36.551	4 9	+46.211 +7.187	116.4
42	62 D. GRAUS / D. FERRAO	FRAZER NASH Targa Florio	Woodcote 1	3:38.016	2 7	+47.676 +1.465	115.7
43	3 S. WARD / T. WARD	FRAZER NASH Le Mans Rep	Woodcote 1	3:38.965	5 8	+48.625 +0.949	115.2
44	99 J. MIRA-GOMES / F. CAMPOS FERREIRA	JAGUAR XK140 FHC	Woodcote 1	3:39.556	8 8	+49.216 +0.591	114.8
45	431 G. VERHOFSTADT	ELVA Sportracer MkIII	Stirling Mos	3:40.224	4 7	+49.884 +0.668	114.5
46	4 H. ROTHENBERGER / G. WOITRIN	LISTER Jaguar Knobbly	Stirling Mos		4		
47	23 B. WOOD / N. WOOD	Atalanta	Woodcote 1		1		
48	24 J. WARD / S. WARD	JAGUAR XK120 Ecurie Ecosse	Woodcote 1				
49	33 J. MINSHAW / G. SHEDDEN	LISTER Knobbly	Stirling Mos		2		
50	35 G. DE PRINS	REJO Mk IV	Stirling Mos				
51	42 M. GRIFFITHS	KIEFT Sport	Woodcote 1		2		

Fastest Lap Lap 5 Oliver BRYANT **2:50.340** 148.0 Kph

Car #42 - Lap 1, #161 Lap 4, #52 Lap 4, #139 Lap 5, #36 Lap 5, #43 Lap 8 invalidated due to track limits

Published at:

Track Status: **DRY**

Stewards	Timekeeper: Alberto Estébanez
-----------------	---






GRAF VON FABER-CASTELL



GRID 8

Woodcote Trophy & Stirling Moss Trophy



Woodcote Trophy & Stirling Moss Trophy [A]

SPA SIX HOURS

Qualifying

Final Classification by Class

Nr. Drivers	Team	Car	Time	Lap Total	Gap	Kph
S4l						
1 69 S. KRIKNOFF		LOTUS XI Series 1	3:02.888	8 9		137.9
S5i						
1 30 A. SMITH		COOPER Monaco	2:59.110	4 10		140.8
2 6 O. BLANPAIN		COOPER Monaco	3:11.506	8 9	+12.396+12.396	131.7
Stirling Moss						
1 66 N. MC FADDEN		LISTER Knobbly	3:05.154	8 10		136.2
Stirling Moss Trophy						
1 1 O. BRYANT		LOTUS15	2:50.340	5 9		148.0
2 161 R. WILLS		LOTUS 15	2:51.925	6 10	+1.585 +1.585	146.7
3 88 R. KENT / J. OSBOURNE		LISTER Costin Jaguar	2:53.283	10 10	+2.943 +1.358	145.5
4 25 M. GANS		LOTUS 15	2:53.321	5 10	+2.981 +0.038	145.5
5 43 D. HART / O. HART		LISTER Costin	2:53.517	10 10	+3.177 +0.196	145.3
6 8 A. WOOD / W. NUTHALL		LISTER Knobbly	2:53.644	9 9	+3.304 +0.127	145.2
7 27 S. ZIEGLER / M. STRETTON		LISTER Knobbly	2:54.696	10 10	+4.356 +1.052	144.3
8 11 F. WAKEMAN / P. BLAKENEY-EDWARDS		COOPER T38	2:56.872	5 9	+6.532 +2.176	142.6
9 29 K. AHLERS / J. BELLINGER		LOLA Mk1 Prototype	2:58.311	5 9	+7.971 +1.439	141.4
10 54 C. MILNER / N. GREENSALL		LISTER Costin Chevrolet	2:58.461	3 9	+8.121 +0.150	141.3
11 51 A. WATSON / D. O'CONNELL		LOTUS XI Le Mans	2:59.389	9 9	+9.049 +0.928	140.6
12 170 P. RATCLIFF / L. STEVENS		LISTER Knobbly	3:00.584	10 10	+10.244 +1.195	139.6
13 26 B. HARTOGS		LOTUS 15 Series 3	3:00.898	5 9	+10.558 +0.314	139.4
14 52 J. SPIERS		LISTER Jaguar Knobbly	3:01.183	8 9	+10.843 +0.285	139.2
15 15 E. MESTDAGH / L. ZURSTRASSEN		LOTUS 15	3:04.740	8 8	+14.400 +3.557	136.5
16 41 H. HUGENHOLTZ / N. PASTORELLI		LISTER Costin	3:05.173	5 8	+14.833 +0.433	136.2
17 18 A. DITHERIDGE / B. CANNELL		COOPER Monaco	3:05.412	4 8	+15.072 +0.239	136.0
18 60 G. PEETERS		LOTUS 15	3:08.927	7 7	+18.587 +3.515	133.5
19 36 E. STAES		LOTUS XI	3:09.400	9 9	+19.060 +0.473	133.1
20 61 J. THOMPSON / R. Francis		JAGUAR XK120	3:17.806	5 9	+27.466 +8.406	127.5
21 19 R. EMMERLING / P. HOOPER		ELVA MkV	3:19.260	3 9	+28.920 +1.454	126.5
22 139 O. GONZALEZ		LOTUS XI	3:20.739	4 9	+30.399 +1.479	125.6
23 309 T. DE GRES		LOTUS XI S2 Le Mans	3:29.364	6 6	+39.024 +8.625	120.4
24 431 G. VERHOFSTADT		ELVA Sportracer MkIII	3:40.224	4 7	+49.884 +10.860	114.5
25 4 H. ROTHENBERGER / G. WOITRIN		LISTER Jaguar Knobbly				
26 33 J. MINSHAW / G. SHEDDEN		LISTER Knobbly				
27 35 G. DE PRINS		REJO Mk IV				
Woodcote						
1 50 N. BERT / T. MOTTE		JAGUAR C-Type	3:21.765	7 8		125.0
Woodcote Trophy						
1 5 C. MONTEVERDE / G. PEARSON		JAGUAR D-type	3:00.524	2 10		139.7
2 31 G. FIERRO ELETA / S. HART		MASERATI 300S	3:04.180	4 9	+3.656 +3.656	136.9
3 10 M. PAUL / R. BOURNE		LOTUS Mk X	3:04.884	3 9	+4.360 +0.704	136.4
4 74 M. HUNT / A. HALL		HWM Sports Racing	3:06.272	7 9	+5.748 +1.388	135.4
5 32 O. LLEWELLYN / T. LLEWELLYN		ALLARD J2	3:06.916	3 9	+6.392 +0.644	134.9
6 101 T. BECHTOLSHEIMER		ALLARD J2	3:07.464	3 5	+6.940 +0.548	134.5
7 9 B. EASTICK / K. JONES		JAGUAR D-type	3:08.268	7 9	+7.744 +0.804	133.9
8 53 D. REED / P. SNOWDON		ASTON MARTIN DB2	3:08.581	9 9	+8.057 +0.313	133.7
9 39 R. BERNBERG / P. UGO		COOPERT39 Bobtail	3:10.554	8 9	+10.030 +1.973	132.3
10 49 R. FRANCIS / J. THOMPSON		ALLARD J2	3:14.879	5 9	+14.355 +4.325	129.4
11 16 C. JOLLY		ASTON MARTIN DB2	3:20.587	3 4	+20.063 +5.708	125.7
12 68 M. GORDON / R. GOMM		JAGUAR XK 140 FHC	3:26.376	8 8	+25.852 +5.789	122.2
13 58 D. STANLEY		AUSTIN-HEALEY 100 Le Mans	3:36.551	4 9	+36.027 +10.175	116.4
14 62 D. GRAUS / D. FERRO		FRAZER NASH Targa Florio	3:38.016	2 7	+37.492 +1.465	115.7
15 3 S. WARD / T. WARD		FRAZER NASH Le Mans Rep	3:38.965	5 8	+38.441 +0.949	115.2
16 99 J. MIRA-GOMES / F. CAMPOS FERREIRA		JAGUAR XK140 FHC	3:39.556	8 8	+39.032 +0.591	114.8
17 23 B. WOOD / N. WOOD		Atalanta				

Car #42 - Lap 1, #161 Lap 4, #52 Lap 4, #139 Lap 5, #36 Lap 5, #43 Lap 8 invalidated due to track limits

Published at:

Track Status: **DRY**

Stewards	Timekeeper: Alberto Estébanez
-----------------	---



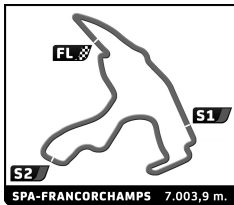


GRAF VON FABER-CASTELL



GRID 8

Woodcote Trophy & Stirling Moss Trophy



Woodcote Trophy & Stirling Moss Trophy

SPA SIX HOURS

Qualifying

Final Classification by Group

Nr. Drivers	Team	Car	Time	Lap Total	Gap	Kph
S1						
1 29 K. AHLERS / J. BELLINGER		LOLA Mk1 Prototype	2:58.311	5 9		141.4
2 19 R. EMMERLING / P. HOOPER		ELVA MkV	3:19.260	3 9	+20.949+20.949	126.5
S11						
1 431 G. VERHOFSTADT		ELVA Sportracer MkIII	3:40.224	4 7		114.5
S4						
1 51 A. WATSON / D. O'CONNELL		LOTUS XI Le Mans	2:59.389	9 9		140.6
2 35 G. DE PRINS		REJO Mk IV				
S41						
1 69 S. KRIKNOFF		LOTUS XI Series 1	3:02.888	8 9		137.9
2 36 E. STAES		LOTUS XI	3:09.400	9 9	+6.512 +6.512	133.1
3 139 O. GONZALEZ		LOTUS XI	3:20.739	4 9	+17.851+11.339	125.6
4 309 T. DE GRES		LOTUS XI S2 Le Mans	3:29.364	6 6	+26.476 +8.625	120.4
S5						
1 1 O. BRYANT		LOTUS15	2:50.340	5 9		148.0
2 161 R. WILLS		LOTUS 15	2:51.925	6 10	+1.585 +1.585	146.7
3 25 M. GANS		LOTUS 15	2:53.321	5 10	+2.981 +1.396	145.5
4 26 B. HARTOGS		LOTUS 15 Series 3	3:00.898	5 9	+10.558 +7.577	139.4
5 15 E. MESTDAGH / L. ZURSTRASSEN		LOTUS 15	3:04.740	8 8	+14.400 +3.842	136.5
S51						
1 6 O. BLANPAIN		COOPER Monaco	3:11.506	8 9		131.7
S51						
1 30 A. SMITH		COOPER Monaco	2:59.110	4 10		140.8
2 18 A. DITHERIDGE / B. CANNELL		COOPER Monaco	3:05.412	4 8	+6.302 +6.302	136.0
3 60 G. PEETERS		LOTUS 15	3:08.927	7 7	+9.817 +3.515	133.5
S6						
1 88 R. KENT / J. OSBOURNE		LISTER Costin Jaguar	2:53.283	10 10		145.5
2 43 D. HART / O. HART		LISTER Costin	2:53.517	10 10	+0.234 +0.234	145.3
3 8 A. WOOD / W. NUTHALL		LISTER Knobbly	2:53.644	9 9	+0.361 +0.127	145.2
4 27 S. ZIEGLER / M. STRETTON		LISTER Knobbly	2:54.696	10 10	+1.413 +1.052	144.3
5 11 F. WAKEMAN / P. BLAKENEY-EDWARDS		COOPER T38	2:56.872	5 9	+3.589 +2.176	142.6
6 54 C. MILNER / N. GREENSALL		LISTER Costin Chevrolet	2:58.461	3 9	+5.178 +1.589	141.3
7 170 P. RATCLIFF / L. STEVENS		LISTER Knobbly	3:00.584	10 10	+7.301 +2.123	139.6
8 52 J. SPIERS		LISTER Jaguar Knobbly	3:01.183	8 9	+7.900 +0.599	139.2
9 41 H. HUGENHOLTZ / N. PASTORELLI		LISTER Costin	3:05.173	5 8	+11.890 +3.990	136.2
10 33 J. MINSHAW / G. SHEDDEN		LISTER Knobbly				
S61						
1 66 N. MC FADDEN		LISTER Knobbly	3:05.154	8 10		136.2
2 61 J. THOMPSON / R. FRANCIS		JAGUAR XK120	3:17.806	5 9	+12.652+12.652	127.5
3 4 H. ROTHENBERGER / G. WOITRIN		LISTER Jaguar Knobbly				
W1						
1 39 R. BERNBERG / P. UGO		COOPERT39 Bobtail	3:10.554	8 9		132.3
W2						
1 3 S. WARD / T. WARD		FRAZER NASH Le Mans Rep	3:38.965	5 8		115.2
2 42 M. GRIFFITHS		KIEFT Sport				
W21						
1 62 D. GRAUS / D. FERRAO		FRAZER NASH Targa Florio	3:38.016	2 7		115.7
W3						
1 31 G. FIERRO ELETA / S. HART		MASERATI 300S	3:04.180	4 9		136.9
2 53 D. REED / P. SNOWDON		ASTON MARTIN DB2	3:08.581	9 9	+4.401 +4.401	133.7
3 16 C. JOLLY		ASTON MARTIN DB2	3:20.587	3 4	+16.407+12.006	125.7
W3A						
1 10 M. PAUL / R. BOURNE		LOTUS Mk X	3:04.884	3 9		136.4
2 58 D. STANLEY		AUSTIN-HEALEY 100 Le Mans	3:36.551	4 9	+31.667+31.667	116.4
W4						
1 74 M. HUNT / A. HALL		HWM Sports Racing	3:06.272	7 9		135.4
2 32 O. LLEWELLYN / T. LLEWELLYN		ALLARD J2	3:06.916	3 9	+0.644 +0.644	134.9
3 101 T. BECHTOLSHEIMER		ALLARD J2	3:07.464	3 5	+1.192 +0.548	134.5
4 49 R. FRANCIS / J. THOMPSON		ALLARD J2	3:14.879	5 9	+8.607 +7.415	129.4
5 68 M. GORDON / R. GOMM		JAGUAR XK 140 FHC	3:26.376	8 8	+20.104+11.497	122.2
6 99 J. MIRA-GOMES / F. CAMPOS FERREIRA		JAGUAR XK140 FHC	3:39.556	8 8	+33.284+13.180	114.8
7 23 B. WOOD / N. WOOD		Atalanta				
8 24 J. WARD / S. WARD		JAGUAR XK120 Ecurie Ecosse				






GRAF VON FABER-CASTELL



GRID 8
Woodcote Trophy & Stirling Moss Trophy



Woodcote Trophy & Stirling Moss Trophy (A)
SPA SIX HOURS
Qualifying

Final Classification by Group

Nr. Drivers	Team	Car	Time	Lap Total	Gap	Kph
W4A						
1	5 C. MONTEVERDE / G. PEARSON	JAGUAR D-type	3:00.524	2 10		139.7
2	9 B. EASTICK / K. JONES	JAGUAR D-type	3:08.268	7 9	+7.744 +7.744	133.9
W4I						
1	50 N. BERT / T. MOTTE	JAGUAR C-Type	3:21.765	7 8		125.0


Car #42 - Lap 1, #161 Lap 4, #52 Lap 4, #139 Lap 5, #36 Lap 5, #43 Lap 8 invalidated due to track limits

Published at:

Track Status: **DRY**

Stewards	Timekeeper: Alberto Estébanez
-----------------	---





Woodcote Trophy & Stirling Moss Trophy


SPA SIX HOURS

Qualifying

Best Sector Times

SECTOR 1			SECTOR 2			SECTOR 3			Pos	Team	Cl	Ideal Lap	Best Lap
Pos	Driver	Time	Driver	Time	Driver	Time	Pos	Time					
1	88 R.KENT	47.309	1 O.BRYANT	1:18.613	1 O.BRYANT	43.681	1	1	Stirling Moss Trophy	2:50.204	2:50.340	(1)	
2	43 D.HART	47.336	25 M.GANS	1:19.425	43 D.HART	43.768	2	161	Stirling Moss Trophy	2:51.379	2:51.925	(2)	
3	161 R.WILLS	47.715	161 R.WILLS	1:19.644	161 R.WILLS	44.020	3	43	Stirling Moss Trophy	2:52.075	2:53.517	(5)	
4	1 O.BRYANT	47.910	8 A.WOOD	1:20.677	25 M.GANS	44.093	4	25	Stirling Moss Trophy	2:52.402	2:53.321	(4)	
5	54 C.MILNER	48.288	29 K.AHLERS	1:20.846	8 A.WOOD	44.289	5	88	Stirling Moss Trophy	2:53.130	2:53.283	(3)	
6	27 S.ZIEGLER	48.323	43 D.HART	1:20.971	27 S.ZIEGLER	44.389	6	8	Stirling Moss Trophy	2:53.587	2:53.644	(6)	
7	170 P.RATCLIFF	48.457	88 R.KENT	1:21.235	88 R.KENT	44.586	7	27	Stirling Moss Trophy	2:54.331	2:54.696	(7)	
8	11 F.WAKEMAN	48.479	51 A.WATSON	1:21.487	33 J.MINSHAW	45.202	8	11	Stirling Moss Trophy	2:56.720	2:56.872	(8)	
9	8 A.WOOD	48.621	27 S.ZIEGLER	1:21.619	54 C.MILNER	45.228	9	30	S5i	2:57.858	2:59.110	(11)	
10	25 M.GANS	48.884	30 A.SMITH	1:21.661	170 P.RATCLIFF	45.521	10	29	Stirling Moss Trophy	2:57.953	2:58.311	(9)	
11	52 J.SPIERS	49.516	15 E.MESTDAGH	1:21.693	11 F.WAKEMAN	45.543	11	54	Stirling Moss Trophy	2:58.461	2:58.461	(10)	
12	5 C.MONTEVERDE	50.020	41 H.HUGENHOLTZ	1:22.471	29 K.AHLERS	45.856	12	51	Stirling Moss Trophy	2:59.188	2:59.389	(12)	
13	30 A.SMITH	50.195	11 F.WAKEMAN	1:22.698	26 B.HARTOGS	45.949	13	170	Stirling Moss Trophy	2:59.314	3:00.584	(14)	
14	41 H.HUGENHOLTZ	50.390	69 S.KRIKNOFF	1:22.743	5 C.MONTEVERDE	45.955	14	5	Woodcote Trophy	2:59.806	3:00.524	(13)	
15	32 O.LLEWELLYN	50.391	10 M.PAUL	1:23.426	30 A.SMITH	46.002	15	41	Stirling Moss Trophy	2:59.806	3:05.173	(22)	
16	31 G.FIERRO ELETA	50.927	26 B.HARTOGS	1:23.731	32 O.LLEWELLYN	46.466	16	52	Woodcote Trophy	3:00.099	3:01.183	(16)	
17	15 E.MESTDAGH	51.189	5 C.MONTEVERDE	1:23.831	51 A.WATSON	46.494	17	15	Stirling Moss Trophy	3:00.281	3:04.740	(19)	
18	51 A.WATSON	51.207	52 J.SPIERS	1:24.018	52 J.SPIERS	46.565	18	26	Stirling Moss Trophy	3:00.898	3:00.898	(15)	
19	26 B.HARTOGS	51.218	18 A.DITHERIDGE	1:24.893	41 H.HUGENHOLTZ	46.945	19	33	Stirling Moss Trophy	3:02.041			
20	29 K.AHLERS	51.251	54 C.MILNER	1:24.945	69 S.KRIKNOFF	47.200	20	32	Woodcote Trophy	3:02.573	3:06.916	(25)	
21	74 M.HUNT	51.643	33 J.MINSHAW	1:25.050	74 M.HUNT	47.217	21	69	S4i	3:02.599	3:02.888	(17)	
22	33 J.MINSHAW	51.789	9 B.EASTICK	1:25.152	15 E.MESTDAGH	47.399	22	31	Woodcote Trophy	3:04.088	3:04.180	(18)	
23	66 N.MC FADDEN	51.958	66 N.MC FADDEN	1:25.158	60 G.PEETERS	47.549	23	10	Woodcote Trophy	3:04.337	3:04.884	(20)	
24	101 T.BECHTOLSHEIMER	52.101	170 P.RATCLIFF	1:25.336	101 T.BECHTOLSHEIMER	47.588	24	66	Stirling Moss	3:05.154	3:05.154	(21)	
25	18 A.DITHERIDGE	52.227	31 G.FIERRO ELETA	1:25.530	10 M.PAUL	47.628	25	18	Stirling Moss Trophy	3:05.167	3:05.412	(23)	
26	69 S.KRIKNOFF	52.656	32 O.LLEWELLYN	1:25.716	31 G.FIERRO ELETA	47.631	26	74	Woodcote Trophy	3:05.828	3:06.272	(24)	
27	53 D.REED	52.726	60 G.PEETERS	1:26.125	66 N.MC FADDEN	48.038	27	101	Woodcote Trophy	3:05.936	3:07.464	(26)	
28	60 G.PEETERS	53.131	101 T.BECHTOLSHEIMER	1:26.247	18 A.DITHERIDGE	48.047	28	60	Stirling Moss Trophy	3:06.805	3:08.927	(29)	
29	10 M.PAUL	53.283	39 R.BERNBERG	1:26.596	36 E.STAES	48.210	29	9	Woodcote Trophy	3:07.327	3:08.268	(27)	
30	9 B.EASTICK	53.379	53 D.REED	1:26.658	39 R.BERNBERG	48.323	30	53	Woodcote Trophy	3:08.166	3:08.581	(28)	
31	49 R.FRANCIS	53.558	74 M.HUNT	1:26.968	6 O.BLANPAIN	48.381	31	36	Stirling Moss Trophy	3:09.400	3:09.400	(30)	
32	36 E.STAES	54.048	6 O.BLANPAIN	1:26.980	53 D.REED	48.782	32	39	Woodcote Trophy	3:09.425	3:10.554	(31)	
33	39 R.BERNBERG	54.506	36 E.STAES	1:27.142	9 B.EASTICK	48.796	33	6	S5i	3:10.240	3:11.506	(32)	
34	61 J.THOMPSON	54.781	139 O.GONZALEZ	1:29.858	61 J.THOMPSON	49.649	34	49	Woodcote Trophy	3:14.447	3:14.879	(33)	
35	6 O.BLANPAIN	54.879	19 R.EMMERLING	1:30.110	49 R.FRANCIS	50.234	35	61	Stirling Moss Trophy	3:16.044	3:17.806	(34)	
36	16 C.JOLLY	55.744	16 C.JOLLY	1:30.304	19 R.EMMERLING	50.584	36	16	Woodcote Trophy	3:17.102	3:20.587	(36)	
37	139 O.GONZALEZ	56.013	49 R.FRANCIS	1:30.655	16 C.JOLLY	51.054	37	139	Stirling Moss Trophy	3:17.367	3:20.739	(37)	
38	19 R.EMMERLING	57.134	61 J.THOMPSON	1:31.614	50 N.BERT	51.220	38	19	Stirling Moss Trophy	3:17.828	3:19.260	(35)	
39	50 N.BERT	58.299	50 N.BERT	1:31.643	139 O.GONZALEZ	51.496	39	50	Woodcote	3:21.162	3:21.765	(38)	
40	309 T.DE GRES	58.900	68 M.GORDON	1:33.737	309 T.DE GRES	52.643	40	68	Woodcote Trophy	3:25.919	3:26.376	(39)	
41	68 M.GORDON	59.192	42 M.GRIFFITHS	1:33.809	68 M.GORDON	52.990	41	309	Stirling Moss Trophy	3:26.873	3:29.364	(40)	
42	23 B.WOOD	59.428	309 T.DE GRES	1:35.330	58 D.STANLEY	54.631	42	58	Woodcote Trophy	3:34.463	3:36.551	(41)	
43	99 J.MIRA-GOMES	1:00.881	3 S.WARD	1:38.416	62 D.GRAUS	55.570	43	99	Woodcote Trophy	3:37.369	3:39.556	(44)	
44	58 D.STANLEY	1:01.046	58 D.STANLEY	1:38.786	3 S.WARD	56.485	44	3	Woodcote Trophy	3:37.519	3:38.965	(43)	
45	62 D.GRAUS	1:02.205	431 G.VERHOFSTADT	1:38.802	431 G.VERHOFSTADT	56.902	45	62	Woodcote Trophy	3:37.840	3:38.016	(42)	
46	3 S.WARD	1:02.618	99 J.MIRA-GOMES	1:39.567	99 J.MIRA-GOMES	56.921	46	431	Stirling Moss Trophy	3:38.457	3:40.224	(45)	
47	431 G.VERHOFSTADT	1:02.753	62 D.GRAUS	1:40.065	23 B.WOOD	58.102	47	23	Woodcote Trophy	3:49.794			





Woodcote Trophy & Stirling Moss Trophy (A)

SPA SIX HOURS

After Qualifying

Event maximum speed


Team	Car	Class	Driver	Top Speed	Lap	Session
25	LOTUS 15	Stirling Moss Tr	Michael Jacques GANS	218.6	9	Qualifying
52	LISTER Jaguar Knobbly	Stirling Moss Tr	John SPIERS	218.2	9	Qualifying
161	LOTUS 15	Stirling Moss Tr	Roger WILLS	215.6	6	Qualifying
27	LISTER Knobbly	Stirling Moss Tr	Stefan ZIEGLER	211.8	8	Qualifying
15	LOTUS 15	Stirling Moss Tr	Eric MESTDAGH	205.3	7	Qualifying
1	LOTUS15	Stirling Moss Tr	Oliver BRYANT	204.5	8	Qualifying
88	LISTER Costin Jaguar	Stirling Moss Tr	Richard KENT	203.8	9	Qualifying
51	LOTUS XI Le Mans	Stirling Moss Tr	Alexander-Georges WATSON	202.6	8	Qualifying
11	COOPER T38	Stirling Moss Tr	Frederic WAKEMAN	202.2	4	Qualifying
66	LISTER Knobbly	Stirling Moss	Niall MC FADDEN	200.0	8	Qualifying
30	COOPER Monaco	S5i	Andrew Guy SMITH	199.6	9	Qualifying
10	LOTUS Mk X	Woodcote Trop	Malcolm PAUL	199.3	4	Qualifying
5	JAGUAR D-type	Woodcote Trop	Carlos MONTEVERDE	198.5	4	Qualifying
60	LOTUS 15	Stirling Moss Tr	Guy PEETERS	198.2	7	Qualifying
8	LISTER Knobbly	Stirling Moss Tr	Anthony WOOD	196.0	9	Qualifying
43	LISTER Costin	Stirling Moss Tr	David HART	194.9	10	Qualifying
170	LISTER Knobbly	Stirling Moss Tr	Peter RATCLIFF	194.2	8	Qualifying
41	LISTER Costin	Stirling Moss Tr	Hans HUGENHOLTZ	193.5	2	Qualifying
29	LOLA Mk1 Prototype	Stirling Moss Tr	Keith AHLERS	192.9	5	Qualifying
69	LOTUS XI Series 1	S4i	Serge KRIKNOFF	192.2	9	Qualifying
53	ASTON MARTIN DB2	Woodcote Trop	David REED	189.8	8	Qualifying
18	COOPER Monaco	Stirling Moss Tr	Anthony DITHERIDGE	189.1	3	Qualifying
61	JAGUAR XK120	Stirling Moss Tr	John THOMPSON	186.9	5	Qualifying
39	COOPERT39 Bobtail	Woodcote Trop	Robert BERNBERG	186.5	8	Qualifying
36	LOTUS XI	Stirling Moss Tr	Erik STAES	185.2	9	Qualifying
31	MASERATI 300S	Woodcote Trop	Guillermo FIERRO ELETA	182.7	2	Qualifying
74	HWM Sports Racing	Woodcote Trop	Martin HUNT	182.4	7	Qualifying
33	LISTER Knobbly	Stirling Moss Tr	Jon MINSHAW	181.2	2	Qualifying
6	COOPER Monaco	S5i	Olivier BLANPAIN	181.2	8	Qualifying
54	LISTER Costin Chevrolet	Stirling Moss Tr	Christopher MILNER	180.3	7	Qualifying
9	JAGUAR D-type	Woodcote Trop	Benjamin EASTICK	180.3	8	Qualifying
139	LOTUS XI	Stirling Moss Tr	Olivier GONZALEZ	179.1	6	Qualifying
49	ALLARD J2	Woodcote Trop	Robert FRANCIS	178.5	6	Qualifying
26	LOTUS 15 Series 3	Stirling Moss Tr	Bernardo HARTOGS	176.8	5	Qualifying
32	ALLARD J2	Woodcote Trop	Oliver LLEWELLYN	175.3	6	Qualifying
50	JAGUAR C-Type	Woodcote	Nicolas BERT	169.0	7	Qualifying
101	ALLARD J2	Woodcote Trop	Till BECHTOLSHEIMER	167.2	3	Qualifying
19	ELVA MkV	Stirling Moss Tr	Ralf EMMERLING	166.4	9	Qualifying
58	AUSTIN-HEALEY 100 Le Mans	Woodcote Trop	David STANLEY	163.9	9	Qualifying
99	JAGUAR XK140 FHC	Woodcote Trop	João MIRA-GOMES	161.7	4	Qualifying
23	Atalanta	Woodcote Trop	Barry WOOD	159.3	2	Qualifying
16	ASTON MARTIN DB2	Woodcote Trop	Christopher JOLLY	158.4	2	Qualifying
3	FRAZER NASH Le Mans Rep	Woodcote Trop	Stephen WARD	157.7	4	Qualifying
309	LOTUS XI S2 Le Mans	Stirling Moss Tr	Tom DE GRES	155.6	2	Qualifying
42	KIEFT Sport	Woodcote Trop	Miles GRIFFITHS	154.7	2	Qualifying
68	JAGUAR XK 140 FHC	Woodcote Trop	Marc GORDON	153.2	8	Qualifying
62	FRAZER NASH Targa Florio	Woodcote Trop	David GRAUS	152.8	2	Qualifying
431	ELVA Sportracer MkIII	Stirling Moss Tr	Guy VERHOFSTADT	143.6	6	Qualifying





GRID 8

Woodcote Trophy & Stirling Moss Trophy



Woodcote Trophy & Stirling Moss Trophy (A)

SPA SIX HOURS Qualifying

Analysis

Personal Best Session Best B Crossing the finish line in pit lane

Lap	D	Time	Sector 1	Sector 2	Sector 3	Kph	Elapsed	Lap	D	Time	Sector 1	Sector 2	Sector 3	Kph	Elapsed
1 1.Oliver BRYANT LOTUS15 ng Moss Trophy								8 1.Anthony WOOD LISTER Knobbly ng Moss Trophy							
1	1	5:03.025	2:37.774	1:33.960	51.291	81.8	5:03.025	1	1	4:15.170	1:58.509	1:28.892	47.769	97.1	4:15.170
2	1	3:31.932B	50.434	1:34.167	1:07.331	119.0	8:34.957	2	1	3:11.764	58.558	1:23.387	49.819	131.5	7:26.934
3	1	5:33.019	3:25.234	1:21.968	45.817	75.7	14:07.976	3	1	2:57.191	49.337	1:22.200	45.654	142.3	10:24.125
4	1	2:52.467	48.347	1:19.604	44.516	146.2	17:00.443	4	1	2:56.325	49.578	1:21.469	45.278	143.0	13:20.450
5	1	2:50.340	48.046	1:18.613	43.681	148.0	19:50.783	5	1	3:07.848B	48.911	1:22.016	56.921	134.2	16:28.298
6	1	2:58.851	49.360	1:22.644	46.847	141.0	22:49.634	6	1	4:54.434	2:44.707	1:24.123	45.604	85.6	21:22.732
7	1	2:52.278	48.239	1:19.983	44.056	146.4	25:41.912	7	1	2:56.030	49.154	1:22.234	44.642	143.2	24:18.762
8	1	2:51.041	47.910	1:19.140	43.991	147.4	28:32.953	8	1	2:55.583	48.621	1:21.823	45.139	143.6	27:14.345
9	1	3:23.002B	56.413	1:26.260	1:00.329	124.2	31:55.955	9	1	2:53.644	48.678	1:20.677	44.289	145.2	30:07.989
3 1.Stephen WARD FRAZER NASH Le Mans Rep 'oodcote Trophy								9 1.Benjamin EASTICK JAGUAR D-type 'oodcote Trophy							
1	1	4:54.060	2:00.077	1:51.842	1:02.141	84.3	4:54.060	1	1	4:01.213	1:32.303	1:35.715	53.195	102.7	4:01.213
2	1	3:49.550	1:04.771	1:44.433	1:00.346	109.8	8:43.610	2	1	3:22.302	56.567	1:32.742	52.993	124.6	7:23.515
3	1	3:45.985	1:03.910	1:42.018	1:00.057	111.6	12:29.595	3	1	3:17.212	55.572	1:31.209	50.431	127.9	10:40.727
4	1	3:42.701	1:03.556	1:41.067	58.078	113.2	16:12.296	4	1	3:12.577	53.379	1:28.522	50.676	130.9	13:53.304
5	1	3:38.965	1:03.290	1:38.416	57.259	115.2	19:51.261	5	1	3:21.616B	54.368	1:28.864	58.384	125.1	17:14.920
6	1	3:44.933	1:06.091	1:42.357	56.485	112.1	23:36.194	6	1	4:51.558	2:27.208	1:32.554	51.796	86.5	22:06.478
7	1	3:41.992	1:02.618	1:40.572	58.802	113.6	27:18.186	7	1	3:08.268	53.470	1:26.002	48.796	133.9	25:14.746
8	1	3:41.304	1:04.261	1:40.071	56.972	113.9	30:59.490	8	1	3:08.423	53.940	1:25.152	49.331	133.8	28:23.169
9	1	3:41.304	1:04.261	1:40.071	56.972	113.9	30:59.490	9	1	3:09.378	53.603	1:25.187	50.588	133.1	31:32.547
4 1.Helmut ROTHENBERGER LISTER Jaguar Knobbly ng Moss Trophy								10 1.Malcolm PAUL LOTUS Mk X 'oodcote Trophy							
1	1	3:45.777				109.7	3:45.777	1	1	3:16.408	1:02.189	1:26.228	47.991	126.1	3:16.408
2	1	3:52.381B				108.5	7:38.158	2	1	3:06.041	54.329	1:24.084	47.628	135.5	6:22.449
3	1	9:52.985B				42.5	17:31.143	3	1	3:04.884	53.283	1:23.426	48.175	136.4	9:27.333
4	1	10:24.516B				40.4	27:55.659	4	1	3:21.922B	53.547	1:27.397	1:00.978	124.9	12:49.255
5 1.Carlos MONTEVERDE JAGUAR D-type 'oodcote Trophy								11 1.Frederic WAKEMAN COOPER T38 ng Moss Trophy							
1	1	3:06.306	50.364	1:26.708	49.234	133.0	3:06.306	1	1	3:20.304	1:05.113	1:29.211	45.980	123.7	3:20.304
2	1	3:00.524	50.738	1:23.831	45.955	139.7	6:06.830	2	1	2:59.136	49.920	1:23.243	45.973	140.8	6:19.440
3	1	3:13.290	50.020	1:30.615	52.655	130.4	9:20.120	3	1	3:00.281	49.742	1:23.978	46.561	139.9	9:19.721
4	1	3:01.975	50.306	1:24.486	47.183	138.6	12:22.095	4	1	2:59.177	48.479	1:23.314	47.384	140.7	12:18.898
5	1	3:17.740B	52.038	1:26.726	58.976	127.5	15:39.835	5	1	2:56.872	48.631	1:22.698	45.543	142.6	15:15.770
6	1	4:30.919	2:06.852	1:34.781	49.286	93.1	20:10.754	6	1	3:18.502B	51.835	1:27.422	59.245	127.0	18:34.272
7	1	3:06.014	51.501	1:27.142	47.371	135.5	23:16.768	7	1	5:56.713	3:31.502	1:35.836	49.375	70.7	24:30.985
8	1	3:05.421	50.692	1:27.144	47.585	136.0	26:22.189	8	1	3:20.528	53.900	1:29.714	56.914	125.7	27:51.513
9	1	3:08.909	50.993	1:29.092	48.824	133.5	29:31.098	9	1	3:09.029	52.523	1:27.899	48.607	133.4	31:00.542
10	1	3:19.730B	56.140	1:26.423	57.167	126.2	32:50.828								
6 1.Olivier BLANPAIN COOPER Monaco S5i								15 1.Eric MESTDAGH LOTUS 15 ng Moss Trophy							
1	1	3:37.227	1:04.451	1:38.255	54.521	114.1	3:37.227	1	1	4:16.336	1:56.413	1:30.144	49.779	96.7	4:16.336
2	1	3:19.719	58.892	1:30.248	50.579	126.2	6:56.946	2	1	3:07.683	57.970	1:21.693	48.020	134.3	7:24.019
3	1	3:13.258	56.144	1:28.733	48.381	130.5	10:10.204	3	1	3:13.993B	51.189	1:25.319	57.485	130.0	10:38.012
4	1	3:24.637B	54.879	1:28.631	1:01.127	123.2	13:34.841	4	1	7:12.119	4:51.654	1:31.252	49.213	58.4	17:50.131
5	1	6:35.643	4:15.385	1:29.073	51.185	63.7	20:10.484	5	1	3:10.186	52.091	1:29.714	48.381	132.6	21:00.317
6	1	3:19.800	56.352	1:32.640	50.808	126.2	23:30.284	6	1	3:10.463	51.672	1:29.710	49.081	132.4	24:10.780
7	1	3:14.935	55.823	1:28.747	50.365	129.3	26:45.219								
8	1	3:11.506	54.942	1:26.980	49.584	131.7	29:56.725								
9	1	3:14.019	55.688	1:27.900	50.431	130.0	33:10.744								






GRAF VON FABER-CASTELL



GRID 8

Woodcote Trophy & Stirling Moss Trophy



Woodcote Trophy & Stirling Moss Trophy

SPA SIX HOURS Qualifying

Analysis

Personal Best Session Best B Crossing the finish line in pit lane

Lap	D	Time	Sector 1	Sector 2	Sector 3	Kph	Elapsed	Lap	D	Time	Sector 1	Sector 2	Sector 3	Kph	Elapsed
16 1.Christopher JOLLY ASTON MARTIN DB2 Woodcote Trophy															
1	1	3:09.296	51.442	1:28.424	49.430	133.2	27:20.076	6	1	3:03.782	52.756	1:24.868	46.158	137.2	19:45.281
8	1	3:04.740	51.715	1:25.626	47.399	136.5	30:24.816	7	1	3:17.480	57.603	1:31.367	48.510	127.7	23:02.761
1	1	3:20.143	50.892	1:36.483	52.768	123.8	3:20.143	8	1	3:07.237	52.291	1:27.966	46.980	134.7	26:09.998
2	1	3:23.613	1:02.255	1:30.304	51.054	123.8	6:43.756	9	1	3:26.321 B	55.846	1:27.890	1:02.585	122.2	29:36.319
3	1	3:20.587	55.744	1:33.682	51.161	125.7	10:04.343								
4	1	3:31.800 B	56.240	1:31.747	1:03.813	119.0	13:36.143								
18 1.Anthony DITHERIDGE COOPER Monaco ng Moss Trophy															
1	1	4:35.461	2:07.224	1:36.565	51.672	89.9	4:35.461								
2	1	3:09.084	54.998	1:25.886	48.200	133.3	7:44.545								
3	1	3:08.427	55.073	1:24.893	48.461	133.8	10:52.972								
4	1	3:05.412	52.227	1:25.138	48.047	136.0	13:58.384								
5	1	3:19.511 B	53.009	1:25.892	1:00.610	126.4	17:17.895								
6	1	4:50.705	2:27.810	1:33.053	49.842	86.7	22:08.600								
7	1	3:14.969	55.370	1:29.644	49.955	129.3	25:23.569								
8	1	3:24.404 B	55.298	1:27.019	1:02.087	123.4	28:47.973								
19 1.Ralf EMMERLING ELVA MkV ng Moss Trophy															
1	1	3:50.130	1:19.390	1:37.455	53.285	107.7	3:50.130								
2	1	3:22.745	1:01.479	1:30.682	50.584	124.4	7:12.875								
3	1	3:19.260	57.543	1:30.110	51.607	126.5	10:32.135								
4	1	3:28.454 B	57.134	1:31.165	1:00.155	121.0	14:00.589								
5	1	4:32.314	2:02.353	1:34.740	55.221	92.6	18:32.903								
6	1	3:35.638	59.850	1:39.390	56.398	116.9	22:08.541								
7	1	3:29.254	59.430	1:36.067	53.757	120.5	25:37.795								
8	1	3:25.128	59.049	1:32.826	53.253	122.9	29:02.923								
9	1	3:23.124	59.230	1:31.427	52.467	124.1	32:26.047								
23 1.Barry WOOD Atalanta Woodcote Trophy															
1	1	4:41.569	1:51.203	1:52.264	58.102	88.0	4:41.569								
25 1.Michael Jacques GANS LOTUS 15 ng Moss Trophy															
1	1	3:53.586	1:39.893	1:27.962	45.731	106.1	3:53.586								
2	1	3:04.800	56.496	1:23.166	45.138	136.4	6:58.386								
3	1	2:56.538	50.832	1:20.945	44.761	142.8	9:54.924								
4	1	2:54.128	49.174	1:20.284	44.670	144.8	12:49.052								
5	1	2:53.321	49.803	1:19.425	44.093	145.5	15:42.373								
6	1	3:08.517	56.215	1:26.308	45.994	133.7	18:50.890								
7	1	3:01.776	52.025	1:24.526	45.225	138.7	21:52.666								
8	1	2:57.022	48.884	1:21.535	46.603	142.4	24:49.688								
9	1	2:56.560	49.505	1:20.868	46.187	142.8	27:46.248								
10	1	2:55.880	49.148	1:20.969	45.763	143.4	30:42.128								
26 1.Bernardo HARTOGS LOTUS 15 Series 3 ng Moss Trophy															
1	1	4:17.676	1:54.059	1:33.355	50.262	96.1	4:17.676								
2	1	3:11.434	57.668	1:25.373	48.393	131.7	7:29.110								
3	1	3:07.848	55.103	1:25.564	47.181	134.2	10:36.958								
4	1	3:03.643	51.347	1:24.879	47.417	137.3	13:40.601								
5	1	3:00.898	51.218	1:23.731	45.949	139.4	16:41.499								
27 1.Stefan ZIEGLER LISTER Knobbly ng Moss Trophy															
1	1	3:02.263	45.530	1:28.882	47.851	135.9	3:02.263								
2	1	3:01.946	51.092	1:25.386	45.468	138.6	6:04.209								
3	1	3:09.205	50.279	1:31.562	47.364	133.3	9:13.414								
4	1	3:21.279 B	50.220	1:28.456	1:02.603	125.3	12:34.693								
5	1	4:20.413	2:10.834	1:23.451	46.128	96.8	16:55.106								
6	1	2:57.927	49.933	1:23.549	44.445	141.7	19:53.033								
7	1	3:02.632	51.685	1:25.662	45.285	138.1	22:55.665								
8	1	2:56.239	48.818	1:23.032	44.389	143.1	25:51.904								
9	1	2:56.012	48.506	1:22.353	45.153	143.3	28:47.916								
10	1	2:54.696	48.323	1:21.619	44.754	144.3	31:42.612								
29 1.Keith AHLERS LOLA Mk1 Prototype ng Moss Trophy															
1	1	3:58.174	1:43.857	1:27.199	47.118	104.0	3:58.174								
2	1	3:07.085	54.547	1:25.714	46.824	134.8	7:05.259								
3	1	3:00.517	52.400	1:22.261	45.856	139.7	10:05.776								
4	1	2:59.411	51.677	1:21.416	46.318	140.5	13:05.187								
5	1	2:58.311	51.251	1:20.947	46.113	141.4	16:03.498								
6	1	2:58.770	51.914	1:20.846	46.010	141.0	19:02.268								
7	1	3:18.307 B	54.385	1:26.464	57.458	127.1	22:20.575								
8	1	4:37.433	2:19.997	1:28.126	49.310	90.9	26:58.008								
9	1	3:09.731	54.711	1:26.630	48.390	132.9	30:07.739								
30 1.Andrew Guy SMITH COOPER Monaco S5i															
1	1	4:10.642	1:52.249	1:30.164	48.229	98.8	4:10.642								
2	1	3:08.599	52.441	1:27.721	48.437	133.7	7:19.241								
3	1	3:03.664	51.691	1:23.134	48.839	137.3	10:22.905								
4	1	2:59.110	51.205	1:21.661	46.244	140.8	13:22.015								
5	1	3:01.478	51.992	1:22.047	47.439	138.9	16:23.493								
6	1	3:00.608	50.983	1:22.338	47.287	139.6	19:24.101								
7	1	3:02.585	50.491	1:24.480	47.614	138.1	22:26.686								
8	1	3:02.751	50.879	1:24.953	46.919	138.0	25:29.437								
9	1	3:00.497	50.606	1:23.889	46.002	139.7	28:29.934								
10	1	3:02.065	50.195	1:23.231	48.639	138.5	31:31.999								
31 1.Guillermo FIERRO ELETA MASERATI 300S Woodcote Trophy															
1	1	4:54.586	2:17.194	1:34.477	1:02.915	84.1	4:54.586								
2	1	3:12.620	53.813	1:30.223	48.584	130.9	8:07.206								
3	1	3:05.100	51.852	1:25.530	47.718	136.2	11:12.306								
4	1	3:04.180	50.927	1:25.622	47.631	136.9	14:16.486								
5	1	3:22.142 B	52.530	1:27.020	1:02.592	124.7	17:38.628								
6	1	4:46.153	2:27.569	1:29.649	48.935	88.1	22:24.781								
7	1	3:11.313	52.794	1:29.465	49.054	131.8	25:36.094								
8	1	3:08.371	52.023	1:28.557	47.791	133.9	28:44.465								
9	1	3:08.819	51.824	1:28.697	48.298	133.5	31:53.284								
32 1.Oliver LLEWELLYN ALLARD J2 Woodcote Trophy															
2.Timothy LLEWELLYN															






GRAF VON FABER-CASTELL



GRID 8

Woodcote Trophy & Stirling Moss Trophy



Woodcote Trophy & Stirling Moss Trophy

SPA SIX HOURS

Qualifying

Analysis

Personal Best Session Best B Crossing the finish line in pit lane

Lap	D	Time	Sector 1	Sector 2	Sector 3	Kph	Elapsed	Lap	D	Time	Sector 1	Sector 2	Sector 3	Kph	Elapsed
1	1	4:06.933	1:42.731	1:32.684	51.518	100.3	4:06.933	1	1	2:59.326	48.179	1:25.169	45.978	138.2	2:59.326
2	1	3:16.114	57.077	1:27.208	51.829	128.6	7:23.047	2	1	2:58.817	52.572	1:21.904	44.341	141.0	5:58.143
3	1	3:06.916	51.068	1:28.294	47.554	134.9	10:29.963	3	1	2:55.578	48.056	1:22.898	44.624	143.6	8:53.721
4	1	3:16.828 B	50.398	1:26.321	1:00.109	128.1	13:46.791	4	1	2:55.574	48.056	1:22.522	44.996	143.6	11:49.295
5	1	4:18.911	2:06.729	1:25.716	46.466	97.4	18:05.702	5	1	3:05.567 B	48.777	1:22.500	54.290	135.9	14:54.862
6	1	3:08.873	50.642	1:30.543	47.688	133.5	21:14.575	6	1	5:41.204	3:30.646	1:24.634	45.924	73.9	20:36.066
7	1	3:11.473	50.391	1:31.964	49.118	131.7	24:26.048	7	1	2:54.537	48.005	1:22.187	44.345	144.5	23:30.603
8	1	3:09.556	50.736	1:29.048	49.772	133.0	27:35.604	8	1	2:52.439	47.700	1:20.971	43.768	146.2	26:23.042
9	1	3:12.328	51.145	1:31.792	49.391	131.1	30:47.932	9	1	2:57.586	47.913	1:23.855	45.818	142.0	29:20.628
								10	1	2:53.517	47.336	1:21.260	44.921	145.3	32:14.145

33	1.Jon MINSHAW 2.Gordon SHEDDEN	LISTER Knobbly ng Moss Trophy					
1	1	12:25.913 B	1:53.849	8:52.533	1:39.531	33.2	12:25.913
2	1	9:46.373	7:36.121	1:25.050	45.202	43.0	22:12.286

36	1.Erik STAES	LOTUS XI ng Moss Trophy					
1	1	5:07.401	2:29.046	1:43.628	54.727	80.6	5:07.401
2	1	3:27.410	57.266	1:36.996	53.148	121.6	8:34.811
3	1	3:16.913	55.710	1:29.972	51.231	128.0	11:51.724
4	1	3:16.803	55.596	1:30.706	50.501	128.1	15:08.527
5	1	3:14.183	55.738	1:29.454	48.991	129.8	18:22.710
6	1	3:20.917	55.044	1:34.689	51.184	125.5	21:43.627
7	1	3:14.730	54.814	1:29.844	50.072	129.5	24:58.357
8	1	3:17.278	57.850	1:29.688	49.740	127.8	28:15.635
9	1	3:09.400	54.048	1:27.142	48.210	133.1	31:25.035

39	1.Robert BERNBERG 2.Paul UGO	COOPERT39 Bobtail oodcote Trophy					
1	1	3:56.137	1:23.918	1:36.533	55.686	104.9	3:56.137
2	1	3:14.282	56.341	1:28.979	48.962	129.8	7:10.419
3	1	3:11.868	55.229	1:26.596	50.043	131.4	10:22.287
4	1	3:25.530 B	56.125	1:27.183	1:02.222	122.7	13:47.817
5	1	4:24.387	2:06.906	1:27.565	49.916	95.4	18:12.204
6	1	3:16.180	54.778	1:31.828	49.574	128.5	21:28.384
7	1	3:12.818	54.506	1:29.181	49.131	130.8	24:41.202
8	1	3:10.554	55.136	1:27.095	48.323	132.3	27:51.756
9	1	3:11.963	55.688	1:27.597	48.678	131.3	31:03.719

41	1.Hans HUGENHOLTZ 2.Nicky PASTORELLI	LISTER Costin ng Moss Trophy					
1	1	3:41.986	1:20.344	1:30.636	51.006	111.6	3:41.986
2	1	3:11.094 B	53.123	1:22.471	55.500	131.9	6:53.080
3	1	6:05.884	3:44.025	1:29.653	52.206	68.9	12:58.964
4	1	3:06.788	52.978	1:25.552	48.258	135.0	16:05.752
5	1	3:05.173	50.390	1:26.397	48.386	136.2	19:10.925
6	1	3:20.375 B	51.969	1:27.767	1:00.639	125.8	22:31.300
7	1	6:55.928	4:43.126	1:25.857	46.945	60.6	29:27.228
8	1	3:12.405 B	50.713	1:24.698	56.994	131.0	32:39.633

42	1.Miles GRIFFITHS	KIEFT Sport oodcote Trophy					
1	1	4:54.025 B	1:58.877	1:41.286	1:13.862	84.3	4:54.025
2	1	5:48.325 B	3:03.260	1:33.809	1:11.256	72.4	10:42.350

43	1.David HART 2.Olivier HART	LISTER Costin ng Moss Trophy
-----------	--------------------------------	---------------------------------

49	1.Robert FRANCIS 2.John THOMPSON	ALLARD J2 oodcote Trophy					
1	1	4:03.457	1:33.475	1:36.116	53.866	101.8	4:03.457
2	1	3:25.300	57.914	1:33.333	54.053	122.8	7:28.757
3	1	3:18.530	56.586	1:31.673	50.271	127.0	10:47.287
4	1	3:15.330	54.351	1:30.711	50.268	129.1	14:02.617
5	1	3:14.879	53.990	1:30.655	50.234	129.4	17:17.496
6	1	3:20.263	53.558	1:33.768	52.937	125.9	20:37.759
7	1	3:23.847	53.686	1:38.082	52.079	123.7	24:01.606
8	1	3:18.256	54.249	1:31.681	52.326	127.2	27:19.862
9	1	3:31.233	55.712	1:36.342	59.179	119.4	30:51.095

50	1.Nicolas BERT 2.Tim MOTTE	JAGUAR C-Type Woodcote					
1	1	5:04.695	2:08.437	1:53.353	1:02.905	81.3	5:04.695
2	1	3:53.651	1:05.789	1:47.959	59.903	107.9	8:58.346
3	1	3:53.777	1:05.983	1:47.234	1:00.560	107.9	12:52.123
4	1	5:15.363 B	1:04.414	1:44.109	2:26.840	80.0	18:07.486
5	1	4:06.373 B	1:14.687	1:35.315	1:16.371	102.3	22:13.859
6	1	3:37.361	1:10.127	1:34.792	52.442	116.0	25:51.220
7	1	3:21.765	58.299	1:32.246	51.220	125.0	29:12.985
8	1	3:22.067	58.836	1:31.643	51.588	124.8	32:35.052

51	1.Alexander-Georges WATS 2.Danny O'CONNELL	LOTUS XI Le Mans ng Moss Trophy					
1	1	3:33.919	1:11.077	1:31.912	50.930	115.8	3:33.919
2	1	3:09.827	55.566	1:25.532	48.729	132.8	6:43.746
3	1	3:10.338	54.075	1:26.903	49.360	132.5	9:54.084
4	1	3:11.375	53.775	1:28.020	49.580	131.8	13:05.459
5	1	3:19.978 B	54.856	1:26.491	58.631	126.1	16:25.437
6	1	5:39.542	3:21.023	1:28.878	49.641	74.3	22:04.979
7	1	3:03.262	52.900	1:23.622	46.740	137.6	25:08.241
8	1	3:00.782	51.207	1:22.271	47.304	139.5	28:09.023
9	1	2:59.389	51.408	1:21.487	46.494	140.6	31:08.412


52	1.John SPIERS	LISTER Jaguar Knobbly ng Moss Trophy					
1	1	3:24.454	1:04.823	1:31.453	48.178	121.2	3:24.454
2	1	3:02.903	51.736	1:24.602	46.565	137.9	6:27.357
3	1	3:02.514	50.152	1:24.617	47.745	138.1	9:29.871
4	1	3:00.927	49.962	1:24.166	46.799	139.4	12:30.798
5	1	3:04.120	51.660	1:24.779	47.681	136.9	15:34.918
6	1	3:05.027	49.793	1:26.299	48.935	136.3	18:39.945
7	1	3:08.356	50.856	1:28.601	48.899	133.9	21:48.301
8	1	3:01.183	49.516	1:24.018	47.649	139.2	24:49.484
9	1	3:04.215	49.636	1:27.669	46.910	136.9	27:53.699





GRID 8

Woodcote Trophy & Stirling Moss Trophy



Woodcote Trophy & Stirling Moss Trophy (A)

SPA SIX HOURS

Qualifying

Analysis

Personal Best Session Best B Crossing the finish line in pit lane

Lap	D	Time	Sector 1	Sector 2	Sector 3	Kph	Elapsed	Lap	D	Time	Sector 1	Sector 2	Sector 3	Kph	Elapsed		
53	ASTON MARTIN DB2 Woodcote Trophy							1.David REED 2.Peter SNOWDON	9	1	3:18.290	54.909	1:33.732	49.649	127.2	31:07.307	
	1	1	4:56.285	2:20.652	1:38.129	57.504	83.6		4:56.285								
	2	1	3:30.838	57.163	1:37.504	56.171	119.6		8:27.123								
	3	1	3:23.883	56.480	1:33.612	53.791	123.7		11:51.006								
	4	1	3:22.254	55.556	1:35.022	51.676	124.7		15:13.260								
	5	1	3:28.010	B	54.830	1:31.216	1:01.964		121.2	18:41.270							
	6	1	4:27.983	2:05.660	1:32.707	49.616	94.1		23:09.253								
	7	1	3:10.597	53.897	1:27.891	48.809	132.3		26:19.850								
	8	1	3:08.858	52.726	1:27.007	49.125	133.5		29:28.708								
	9	1	3:08.581	53.141	1:26.658	48.782	133.7		32:37.289								
54	LISTER Costin Chevrolet Stirling Moss Trophy							1.Christopher MILNER 2.Nigel GREENSALL	1	1	3:54.148	1:34.544	1:31.711	47.893	105.8	3:54.148	
	2	1	3:11.884	57.717	1:27.563	46.604	131.4		7:06.032								
	3	1	2:58.461	48.288	1:24.945	45.228	141.3		10:04.493								
	4	1	3:13.822	B	48.331	1:25.825	59.666		130.1	13:18.315							
	5	1	6:02.733	3:34.053	1:34.531	54.149	69.5		19:21.048								
	6	1	3:13.299	52.497	1:31.432	49.370	130.4		22:34.347								
	7	1	3:09.410	50.821	1:30.017	48.572	133.1		25:43.757								
	8	1	3:06.991	50.919	1:27.001	49.071	134.8		28:50.748								
	9	1	3:05.382	50.861	1:25.386	49.135	136.0		31:56.130								
	58	AUSTIN-HEALEY 100 Le Mans Woodcote Trophy							1.David STANLEY	1	1	4:11.306	1:24.352	1:47.130	59.824	98.6	4:11.306
2		1	3:42.549	1:04.520	1:42.201	55.828	113.3	7:53.855									
3		1	3:37.163	1:01.874	1:39.748	55.541	116.1	11:31.018									
4		1	3:36.551	1:01.861	1:39.263	55.427	116.4	15:07.569									
5		1	3:37.816	1:02.836	1:38.786	56.194	115.8	18:45.385									
6		1	3:41.401	1:01.046	1:43.875	56.480	113.9	22:26.786									
7		1	3:38.618	1:01.047	1:41.753	55.818	115.3	26:05.404									
8		1	3:37.151	1:02.236	1:40.284	54.631	116.1	29:42.555									
9		1	3:37.063	1:01.197	1:40.378	55.488	116.2	33:19.618									
60		LOTUS 15 Stirling Moss Trophy								1.Guy PEETERS	1	1	7:26.727	B	1:56.793	1:51.492	3:38.442
	2	1	3:46.511	B	1:13.635	1:29.693	1:03.183	111.3	11:13.238								
	3	1	6:27.218	4:13.544	1:26.125	47.549	65.1	17:40.456									
	4	1	3:32.070	B	56.056	1:36.079	59.935	118.9	21:12.526								
	5	1	4:04.597	1:48.755	1:27.961	47.881	103.1	25:17.123									
	6	1	3:22.326	53.131	1:28.093	1:01.102	124.6	28:39.449									
	7	1	3:08.927	54.101	1:26.654	48.172	133.5	31:48.376									
	61	JAGUAR XK120 Stirling Moss Trophy							1.John THOMPSON 2.Robert Francis		1	1	4:13.576	1:46.873	1:34.729	51.974	97.7
2		1	3:29.151	1:04.252	1:33.057	51.842	120.6	7:42.727									
3		1	3:21.897	56.897	1:33.805	51.195	124.9	11:04.624									
4		1	3:21.461	55.995	1:33.220	52.246	125.2	14:26.085									
5		1	3:17.806	54.781	1:32.907	50.118	127.5	17:43.891									
6		1	3:20.146	55.148	1:34.437	50.561	126.0	21:04.037									
7		1	3:27.017	59.205	1:36.888	50.924	121.8	24:31.054									
8		1	3:17.963	56.112	1:31.614	50.237	127.4	27:49.017									
62		FRAZER NASH Targa Florio Woodcote Trophy								1.David GRAUS 2.Diogo FERRAO	1	1	5:01.647	2:22.339	1:42.399	56.909	82.1
	2	1	3:38.016	1:02.381	1:40.065	55.570	115.7	8:39.663									
	3	1	3:51.683	B	1:02.205	1:40.570	1:08.908	108.8	12:31.346								
	4	1	7:06.466	3:39.687	2:09.402	1:17.377	59.1	19:37.812									
	5	1	4:48.300	1:25.963	2:11.192	1:11.145	87.5	24:26.112									
	6	1	4:25.920	1:17.011	2:01.178	1:07.731	94.8	28:52.032									
	7	1	4:19.833	1:14.711	1:56.009	1:09.113	97.0	33:11.865									
	66	LISTER Knobbly Stirling Moss							1.Niall MC FADDEN		1	1	4:05.845	1:36.500	1:36.268	53.077	100.8
2		1	3:22.567	57.342	1:32.644	52.581	124.5	7:28.412									
3		1	3:14.679	56.536	1:28.053	50.090	129.5	10:43.091									
4		1	3:10.067	53.149	1:27.156	49.762	132.7	13:53.158									
5		1	3:10.834	52.923	1:26.539	51.372	132.1	17:03.992									
6		1	3:12.691	56.969	1:25.739	49.983	130.9	20:16.683									
7		1	3:23.798	54.839	1:39.596	49.363	123.7	23:40.481									
8		1	3:05.154	51.958	1:25.158	48.038	136.2	26:45.635									
9		1	3:05.742	52.353	1:25.338	48.051	135.7	29:51.377									
10		1	3:15.538	56.263	1:26.127	53.148	128.9	33:06.915									
68		JAGUAR XK 140 FHC Woodcote Trophy								1.Marc GORDON 2.Read GOMM	1	1	3:48.580	1:07.574	1:42.190	58.816	108.4
	2	1	3:37.059	1:03.536	1:36.087	57.436	116.2	7:25.639									
	3	1	3:30.515	1:02.922	1:33.737	53.856	119.8	10:56.154									
	4	1	3:39.817	B	1:01.455	1:34.853	1:03.509	114.7	14:35.971								
	5	1	5:06.099	2:37.060	1:35.256	53.783	82.4	19:42.070									
	6	1	3:37.382	1:01.644	1:41.074	54.664	116.0	23:19.452									
	7	1	3:29.478	59.271	1:33.998	56.209	120.4	26:48.930									
	8	1	3:26.376	59.192	1:34.194	52.990	122.2	30:15.306									
69	LOTUS XI Series 1 S41							1.Serge KRINKOFF	1	1	5:04.782	2:28.066	1:43.023	53.693	81.3	5:04.782	
	2	1	3:14.265	57.271	1:27.942	49.052	129.8		8:19.047								
	3	1	3:05.497	53.056	1:24.507	47.934	135.9		11:24.544								
	4	1	3:03.145	52.968	1:22.743	47.434	137.7		14:27.689								
	5	1	3:22.684	B	54.651	1:26.306	1:01.727		124.4	17:50.373							
	6	1	5:46.369	3:24.660	1:33.357	48.352	72.8		23:36.742								
	7	1	3:04.462	52.656	1:24.003	47.803	136.7		26:41.204								
	8	1	3:02.888	52.689	1:22.999	47.200	137.9		29:44.092								
	9	1	3:24.297	B	52.930	1:23.388	1:07.979		123.4	33:08.389							
74	HWM Sports Racing Woodcote Trophy							1.Martin HUNT 2.Andrew HALL	1	1	3:46.264	1:14.593	1:37.338	54.333	109.5	3:46.264	
	2	1	3:18.374	56.568	1:31.495	50.311	127.1		7:04.638								
	3	1	3:20.447	55.141	1:32.217	53.089	125.8		10:25.085								
	4	1	3:26.238	B	53.811	1:30.154	1:02.273		122.3	13:51.323							
	5	1	4:50.775	2:30.125	1:30.572	50.078	86.7		18:42.098								
	6	1	3:12.513	53.486	1:30.825	48.202	131.0		21:54.611								
	7	1	3:06.272	51.643	1:27.412	47.217	135.4		25:00.883								






GRAF VON FABER-CASTELL



GRID 8

Woodcote Trophy & Stirling Moss Trophy



Woodcote Trophy & Stirling Moss Trophy (A)

SPA SIX HOURS

Qualifying

Analysis

Personal Best Session Best B Crossing the finish line in pit lane

Lap	D	Time	Sector 1	Sector 2	Sector 3	Kph	Elapsed	Lap	D	Time	Sector 1	Sector 2	Sector 3	Kph	Elapsed
8	1	3:12.733	53.309	1:29.679	49.745	130.8	28:13.616	9	1	2:52.350	48.027	1:19.968	44.355	146.3	28:31.676
9	1	3:06.927	51.992	1:26.968	47.967	134.9	31:20.543	10	1	2:53.447	47.736	1:21.350	44.361	145.4	31:25.123

88		1. Richard KENT					LISTER Costin Jaguar ng Moss Trophy				
2. Joseph OSBOURNE											
1	1	3:14.302	1:01.664	1:26.150	46.488	127.5	3:14.302				
2	1	2:57.527	49.766	1:22.307	45.454	142.0	6:11.829				
3	1	3:04.001	48.087	1:28.671	47.243	137.0	9:15.830				
4	1	3:17.018 B	49.011	1:25.483	1:02.524	128.0	12:32.848				
5	1	4:30.695	2:19.117	1:24.796	46.782	93.1	17:03.543				
6	1	2:57.219	48.700	1:23.070	45.449	142.3	20:00.762				
7	1	3:00.540	50.657	1:24.720	45.163	139.7	23:01.302				
8	1	2:54.521	47.630	1:22.231	44.660	144.5	25:55.823				
9	1	2:55.135	47.309	1:22.204	45.622	144.0	28:50.958				
10	1	2:53.283	47.462	1:21.235	44.586	145.5	31:44.241				

170		1. Peter RATCLIFF					LISTER Knobbly ng Moss Trophy				
2. Luke STEVENS											
1	1	3:39.744					112.7	3:39.744			
2	1	3:00.697					139.5	6:40.441			
3	1	3:02.199					138.4	9:42.640			
4	1	3:13.090 B					130.6	12:55.730			
5	1	4:05.580	1:52.726	1:26.414	46.440	102.7	17:01.310				
6	1	3:01.512	49.029	1:26.132	46.351	138.9	20:02.822				
7	1	3:04.644	49.153	1:28.461	47.030	136.6	23:07.466				
8	1	3:01.112	48.457	1:26.226	46.429	139.2	26:08.578				
9	1	3:00.817	49.242	1:25.870	45.705	139.4	29:09.395				
10	1	3:00.584	49.727	1:25.336	45.521	139.6	32:09.979				

99		1. Joao MIRA-GOMES					JAGUAR XK140 FHC (oodcote Trophy)				
2. Fernando CAMPOS FERRE											
1	1	4:52.137	2:01.138	1:46.586	1:04.413	84.8	4:52.137				
2	1	3:46.739	1:01.894	1:44.530	1:00.315	111.2	8:38.876				
3	1	3:41.037	1:02.360	1:40.777	57.900	114.1	12:19.913				
4	1	3:48.859 B	1:00.881	1:40.472	1:07.506	110.2	16:08.772				
5	1	6:12.054	3:24.906	1:46.840	1:00.308	67.8	22:20.826				
6	1	3:44.520	1:04.694	1:42.384	57.442	112.3	26:05.346				
7	1	3:41.820	1:04.409	1:40.239	57.172	113.7	29:47.166				
8	1	3:39.556	1:03.068	1:39.567	56.921	114.8	33:26.722				

309		1. Tom DE GRES					LOTUS XI S2 Le Mans ng Moss Trophy				
1	1	5:52.281 B	2:29.846	1:52.163	1:30.272	70.3	5:52.281				
2	1	10:36.068	7:50.873	1:42.741	1:02.454	39.6	16:28.349				
3	1	3:39.760	1:05.359	1:38.291	56.110	114.7	20:08.109				
4	1	3:43.471	1:01.822	1:46.888	54.761	112.8	23:51.580				
5	1	3:32.872	58.900	1:39.072	54.900	118.4	27:24.452				
6	1	3:29.364	1:01.391	1:35.330	52.643	120.4	30:53.816				

101		1. Till BECHTOLSHEIMER					ALLARD J2 (oodcote Trophy)				
1	1	4:34.496	2:06.640	1:36.452	51.404	90.3	4:34.496				
2	1	3:13.960	56.337	1:28.530	49.093	130.0	7:48.456				
3	1	3:07.464	52.748	1:26.247	48.469	134.5	10:55.920				
4	1	3:08.836	54.741	1:26.507	47.588	133.5	14:04.756				
5	1	3:08.393	52.144	1:27.946	48.303	133.8	17:13.149				

431		1. Guy VERHOFSTADT					ELVA Sportracer MkIII ng Moss Trophy				
1	1	5:32.992	2:36.755	1:52.270	1:03.967	74.4	5:32.992				
2	1	3:56.755	1:07.160	1:49.176	1:00.419	106.5	9:29.747				
3	1	3:49.764	1:05.410	1:46.504	57.850	109.7	13:19.511				
4	1	3:40.224	1:04.520	1:38.802	56.902	114.5	16:59.735				
5	1	3:42.334	1:03.339	1:41.126	57.869	113.4	20:42.069				
6	1	4:20.413 B	1:02.753	2:05.747	1:11.913	96.8	25:02.482				
7	1	5:33.468	2:45.959	1:46.678	1:00.831	75.6	30:35.950				

139		1. Olivier GONZALEZ					LOTUS XI ng Moss Trophy				
1	1	4:26.363	1:43.600	1:45.506	57.257	93.0	4:26.363				
2	1	3:31.846	1:02.290	1:35.848	53.708	119.0	7:58.209				
3	1	3:25.580	58.673	1:35.289	51.618	122.6	11:23.789				
4	1	3:20.739	58.124	1:29.858	52.757	125.6	14:44.528				
5	1	3:18.757	56.643	1:30.618	51.496	126.9	18:03.285				
6	1	3:24.741	56.212	1:35.947	52.582	123.2	21:28.026				
7	1	3:23.558	57.395	1:32.232	53.931	123.9	24:51.584				
8	1	3:25.778	56.013	1:33.880	55.885	122.5	28:17.362				
9	1	4:02.093 B	58.845	1:42.915	1:20.333	104.2	32:19.455				

161		1. Roger WILLS					LOTUS 15 ng Moss Trophy				
1	1	3:18.072	1:04.922	1:27.025	46.125	125.1	3:18.072				
2	1	2:55.708	51.270	1:20.275	44.163	143.5	6:13.780				
3	1	2:58.447	47.861	1:25.293	45.293	141.3	9:12.227				
4	1	2:54.161	47.827	1:21.602	44.732	144.8	12:06.388				
5	1	2:53.565	47.848	1:21.005	44.712	145.3	14:59.953				
6	1	2:51.925	48.261	1:19.644	44.020	146.7	17:51.878				
7	1	3:10.626 B	47.715	1:27.323	55.588	132.3	21:02.504				
8	1	4:36.822	2:23.242	1:27.739	45.841	91.1	25:39.326				






GRAF VON FABER-CASTELL



GRID 8

Woodcote Trophy & Stirling Moss Trophy



Woodcote Trophy & Stirling Moss Trophy (A)

SPA SIX HOURS

Race (61')

Starting Grid

Gregory DE PRINS	35	- 26 -		
Jon MINSHAW	33	- 25 -	42	Miles GRIFFITHS
Barry WOOD	23	- 24 -	24	Joseph WARD
3:40.224				
Guy VERHOFSTADT	431	- 23 -	4	Helmut ROTHENBERGER
3:38.965				3:39.556
Stephen WARD	3	- 22 -	99	João MIRA-GOMES
3:36.551				3:38.016
David STANLEY	58	- 21 -	62	David GRAUS
3:26.376				3:29.364
Marc GORDON	68	- 20 -	309	Tom DE GRES
3:20.739				3:21.765
Olivier GONZALEZ	139	- 19 -	50	Nicolas BERT
3:19.260				3:20.587
Ralf EMMERLING	19	- 18 -	16	Christopher JOLLY
3:14.879				3:17.806
Robert FRANCIS	49	- 17 -	61	John THOMPSON
3:10.554				3:11.506
Robert BERNBERG	39	- 16 -	6	Olivier BLANPAIN
3:08.927				3:09.400
Guy PEETERS	60	- 15 -	36	Erik STAES
3:08.268				3:08.581
Benjamin EASTICK	9	- 14 -	53	David REED
3:06.916				3:07.464
Oliver LLEWELLYN	32	- 13 -	101	Till BECHTOLSHEIMER
3:05.412				3:06.272
Anthony DITHERIDGE	18	- 12 -	74	Martin HUNT
3:05.154				3:05.173
Niall MC FADDEN	66	- 11 -	41	Hans HUGENHOLTZ
3:04.740				3:04.884
Eric MESTDAGH	15	- 10 -	10	Malcolm PAUL
3:02.888				3:04.180
Serge KRIKNOFF	69	- 9 -	31	Guillermo FIERRO ELETA
3:00.898				3:01.183
Bernardo HARTOGS	26	- 8 -	52	John SPIERS
3:00.524				3:00.584
Carlos MONTEVERDE	5	- 7 -	170	Peter RATCLIFF
2:59.110				2:59.389
Andrew Guy SMITH	30	- 6 -	51	Alexander-Georges WATSON
2:58.311				2:58.461
Keith AHLERS	29	- 5 -	54	Christopher MILNER
2:54.696				2:56.872
Stefan ZIEGLER	27	- 4 -	11	Frederic WAKEMAN
2:53.517				2:53.644
David HART	43	- 3 -	8	Anthony WOOD
2:53.283				2:53.321
Richard KENT	88	- 2 -	25	Michael Jacques GANS
2:50.340				2:51.925
Oliver BRYANT	1	- 1 -	161	Roger WILLS

Pole

#35 Back of the Grid

Stewards	Timekeeper: Alberto Estébanez
----------	----------------------------------






GRAF VON FABER-CASTELL



GRID 8

Woodcote Trophy & Stirling Moss Trophy



Woodcote Trophy & Stirling Moss Trophy [M]

SPA SIX HOURS

Race ((61'))

Final Classification

Drivers	Team	Vehicle	Class	Laps	Total Time	Gap	Kph	Best Lap		
								Lap	Time	Kph
1	43 D. HART/O. HART	LISTER Costin	Stirling Moss Trophy	17	1:01:23.950	-	116.2	11	3:29.199	120.5
2	8 A. WOOD/W. NUTHALL	LISTER Knobbly	Stirling Moss Trophy	17	1:02:11.482	+47.532	114.8	15	3:32.618	118.6
3	161 R. WILLS	LOTUS 15	Stirling Moss Trophy	17	1:02:14.035	+50.085	114.7	2	3:31.700	119.1
4	1 O. BRYANT	LOTUS 15	Stirling Moss Trophy	17	1:02:56.799	+1:32.849	113.4	5	3:33.873	117.9
5	88 R. KENT/J. OSBOURNE	LISTER Costin Jaguar	Stirling Moss Trophy	17	1:03:15.294	+1:51.344	112.8	17	3:33.664	118.0
6	27 S. ZIEGLER/M. STRETTON	LISTER Knobbly	Stirling Moss Trophy	17	1:03:18.293	+1:54.343	112.7	6	3:29.766	120.2
7	170 P. RATCLIFF/L. STEVENS	LISTER Knobbly	Stirling Moss Trophy	17	1:04:53.937	+3:29.987	110.0	3	3:40.873	114.2
8	25 M. GANS	LOTUS 15	Stirling Moss Trophy	17	1:04:56.410	+3:32.460	109.9	2	3:40.763	114.2
9	5 C. MONTEVERDE/G. PEARSON	JAGUAR D-type	Woodcote Trophy	16	1:02:05.043	1 Lap	108.2	15	3:41.624	113.8
10	32 O. LLEWELLYN/T. LLEWELLYN	ALLARD J2	Woodcote Trophy	16	1:02:10.077	1 Lap	108.0	3	3:40.134	114.5
11	29 K. AHLERS/J. BELLINGER	LOLA Mk1 Prototype	Stirling Moss Trophy	16	1:02:14.011	1 Lap	107.9	6	3:39.823	114.7
12	51 A. WATSON/D. O'CONNELL	LOTUS XI Le Mans	Stirling Moss Trophy	16	1:02:18.551	1 Lap	107.8	8	3:38.348	115.5
13	30 A. SMITH	COOPER Monaco	S5i	16	1:02:32.213	1 Lap	107.4	8	3:44.252	112.4
14	15 E. MESTDAGH/L. ZURSTRASSEN	LOTUS 15	Stirling Moss Trophy	16	1:02:39.046	1 Lap	107.2	5	3:42.293	113.4
15	11 M. GRANT - PETERKIN/P. BLAKENEY-EDWARDS	COOPER T38	Stirling Moss Trophy	16	1:03:04.922	1 Lap	106.5	14	3:47.342	110.9
16	60 G. PEETERS	LOTUS 15	Stirling Moss Trophy	16	1:03:06.658	1 Lap	106.4	15	3:46.910	111.1
17	31 G. FIERRO ELETA/S. HART	MASERATI 300S	Woodcote Trophy	16	1:03:08.839	1 Lap	106.4	3	3:42.723	113.2
18	66 N. MC FADDEN	LISTER Knobbly	Stirling Moss	16	1:03:54.871	1 Lap	105.1	4	3:47.992	110.6
19	35 G. DE PRINS	REJO Mk IV	Stirling Moss Trophy	16	1:03:57.224	1 Lap	105.0	7	3:48.881	110.2
20	9 B. EASTICK/K. JONES	JAGUAR D-type	Woodcote Trophy	16	1:04:12.622	1 Lap	104.6	5	3:50.871	109.2
21	74 M. HUNT/A. HALL	HWM Sports Racing	Woodcote Trophy	16	1:04:30.851	1 Lap	104.4	4	3:44.181	112.5
22	41 H. HUGENHOLTZ/N. PASTORELLI	LISTER Costin	Stirling Moss Trophy	16	1:04:47.987	1 Lap	103.6	5	3:45.533	111.8
23	101 T. BECHTOLSHIMER	ALLARD J2	Woodcote Trophy	16	1:05:05.846	1 Lap	103.2	16	3:47.431	110.9
24	53 D. REED/P. SNOWDON	ASTON MARTIN DB2	Woodcote Trophy	16	1:05:19.288	1 Lap	102.8	2	3:53.581	107.9
25	10 M. PAUL/R. BOURNE	LOTUS Mk X	Woodcote Trophy	15	1:01:41.201	2 Laps	102.1	5	3:49.543	109.8
26	42 M. GRIFFITHS	KIEFT Sport	Woodcote Trophy	15	1:01:51.433	2 Laps	101.8	14	3:52.639	108.4
27	39 R. BERNBERG/P. UGO	COOPERT39 Bobtail	Woodcote Trophy	15	1:02:03.736	2 Laps	101.5	3	3:56.626	106.6
28	18 A. DITHERIDGE/B. CANNELL	COOPER Monaco	Stirling Moss Trophy	15	1:02:19.797	2 Laps	101.0	5	3:54.149	107.7
29	61 J. THOMPSON/R. Francis	JAGUAR XK120	Stirling Moss Trophy	15	1:02:37.096	2 Laps	100.5	5	3:51.433	108.9
30	6 O. BLANPAIN	COOPER Monaco	S5i	15	1:02:41.427	2 Laps	100.4	4	4:00.695	104.8
31	68 M. GORDON/R. GOMM	JAGUAR XK 140 FHC	Woodcote Trophy	15	1:02:42.936	2 Laps	100.4	11	4:01.723	104.3
32	16 C. JOLLY	ASTON MARTIN DB2	Woodcote Trophy	15	1:03:01.102	2 Laps	99.9	12	3:58.322	105.8
33	139 O. GONZALEZ	LOTUS XI	Stirling Moss Trophy	15	1:03:06.828	2 Laps	99.8	6	4:01.723	104.3
34	19 R. EMMERLING/P. HOOPER	ELVA MkV	Stirling Moss Trophy	15	1:03:25.675	2 Laps	99.3	6	3:59.051	105.5
35	36 E. STAES	LOTUS XI	Stirling Moss Trophy	15	1:04:30.388	2 Laps	97.6	5	4:04.951	102.9
36	50 N. BERT/T. MOTTE	JAGUAR C-Type	Woodcote	15	1:04:36.294	2 Laps	97.5	15	4:03.320	103.6
37	69 S. KRIKNOFF	LOTUS XI Series 1	S4	15	1:05:01.259	2 Laps	96.8	15	4:00.980	104.6
38	58 D. STANLEY	AUSTIN-HEALEY 100 Le Mans	Woodcote Trophy	15	1:05:24.987	2 Laps	96.2	6	4:10.589	100.6
39	99 J. MIRA-GOMES/F. CAMPOS FERREIRA	JAGUAR XK140 FHC	Woodcote Trophy	14	1:01:35.478	3 Laps	95.4	6	4:09.454	101.1
40	4 H. ROTHENBERGER/G. WOITRIN	LISTER Jaguar Knobbly	Stirling Moss Trophy	14	1:01:56.053	3 Laps	94.9	3	3:51.464	108.9
41	23 B. WOOD/N. WOOD	Atalanta	Woodcote Trophy	14	1:03:12.279	3 Laps	93.0	13	4:09.845	100.9
42	62 D. GRAUS/D. FERRAO	FRAZER NASH Targa Florio	Woodcote Trophy	14	1:04:40.089	3 Laps	90.9	3	4:00.442	104.9
43	3 S. WARD/T. WARD	FRAZER NASH Le Mans Rep	Woodcote Trophy	14	1:05:11.491	3 Laps	90.1	13	4:17.086	98.1
44	431 G. VERHOFSTADT	ELVA Sportracer Mkill	Stirling Moss Trophy	14	1:05:35.631	3 Laps	89.6	13	4:24.633	95.3
45	49 R. FRANCIS/J. THOMPSON	ALLARD J2	Woodcote Trophy	11	1:03:03.922	6 Laps	73.2	3	4:01.368	104.5
46	52 J. SPIERS	LISTER Jaguar Knobbly	Stirling Moss Trophy	5	18:49.549	12 Laps	111.2	4	3:40.234	114.5
47	26 B. HARTOGS	LOTUS 15 Series 3	Stirling Moss Trophy	5	22:18.453	12 Laps	93.9	4	4:01.634	104.3
48	309 T. DE GRES	LOTUS XI S2 Le Mans	Stirling Moss Trophy	4	17:51.731	13 Laps	93.7	3	4:11.622	100.2

Not started

- 54 C. MILNER/N. GREENSALL
- 24 J. WARD/S. WARD
- 33 J. MINSHAW/G. SHEDDEN

- LISTER Costin Chevrolet Stirling Moss Trophy
- JAGUAR XK120 Ecurie Ecosse Woodcote Trophy
- LISTER Knobbly Stirling Moss Trophy


Pole Position	BRYANT, Oliver	2:50.340	
Fastest Lap	Lap 11 David HART	3:29.199	120.5 Kph

Published at:

Track Status: **WET**

Stewards	Timekeeper: Alberto Estébanez
-----------------	---





Woodcote Trophy & Stirling Moss Trophy [A]

SPA SIX HOURS

Race

Final Classification by Class

Nr. Drivers	Team	Car	Laps	Total Time	Gap	Kph	Best Lap	
							Lap	Time Kph
S4								
1	69 S. KRINKOFF	LOTUS XI Series 1	15	1:05:01.259		96.8	15	4:00.980 104.6
S5i								
1	30 A. SMITH	COOPER Monaco	16	1:02:32.213		107.4	8	3:44.252 112.4
2	6 O. BLANPAIN	COOPER Monaco	15	1:02:41.427	1 Laps	100.4	4	4:00.695 104.8
Stirling Moss								
1	66 N. MC FADDEN	LISTER Knobbly	16	1:03:54.871		105.1	4	3:47.992 110.6
Stirling Moss Trophy								
1	43 D. HART / O. HART	LISTER Costin	17	1:01:23.950		116.2	11	3:29.199 120.5
2	8 A. WOOD / W. NUTHALL	LISTER Knobbly	17	1:02:11.482	+47.532	114.8	15	3:32.618 118.6
3	161 R. WILLS	LOTUS 15	17	1:02:14.035	+50.085	114.7	2	3:31.700 119.1
4	1 O. BRYANT	LOTUS15	17	1:02:56.799	+1'32.849	113.4	5	3:33.873 117.9
5	88 R. KENT / J. OSBOURNE	LISTER Costin Jaguar	17	1:03:15.294	+1'51.344	112.8	17	3:33.664 118.0
6	27 S. ZIEGLER / M. STRETTON	LISTER Knobbly	17	1:03:18.293	+1'54.343	112.7	6	3:29.766 120.2
7	170 P. RATCLIFF / L. STEVENS	LISTER Knobbly	17	1:04:53.937	+3'29.987	110.0	3	3:40.873 114.2
8	25 M. GANS	LOTUS 15	17	1:04:56.410	+3'32.460	109.9	2	3:40.763 114.2
9	29 K. AHLERS / J. BELLINGER	LOLA Mk1 Prototype	16	1:02:14.011	1 Laps	107.9	6	3:39.823 114.7
10	51 A. WATSON / D. O'CONNELL	LOTUS XI Le Mans	16	1:02:18.551	1 Laps	107.8	8	3:38.348 115.5
11	15 E. MESTDAGH / L. ZURSTRASSEN	LOTUS 15	16	1:02:39.046	1 Laps	107.2	5	3:42.293 113.4
12	11 M. GRANT - PETERKIN / P. BLAKENEY-EDWARDS	COOPER T38	16	1:03:04.922	1 Laps	106.5	14	3:47.342 110.9
13	60 G. PEETERS	LOTUS 15	16	1:03:06.658	1 Laps	106.4	15	3:46.910 111.1
14	35 G. DE PRINS	REJO Mk IV	16	1:03:57.224	1 Laps	105.0	7	3:48.881 110.2
15	41 H. HUGENHOLTZ / N. PASTORELLI	LISTER Costin	16	1:04:47.987	1 Laps	103.6	5	3:45.533 111.8
16	18 A. DITHERIDGE / B. CANNELL	COOPER Monaco	15	1:02:19.797	2 Laps	101.0	5	3:54.149 107.7
17	61 J. THOMPSON / R. FRANCIS	JAGUAR XK120	15	1:02:37.096	2 Laps	100.5	5	3:51.433 108.9
18	139 O. GONZALEZ	LOTUS XI	15	1:03:06.828	2 Laps	99.8	6	4:01.723 104.3
19	19 R. EMMERLING / P. HOOPER	ELVA MkV	15	1:03:25.675	2 Laps	99.3	6	3:59.051 105.5
20	36 E. STAES	LOTUS XI	15	1:04:30.388	2 Laps	97.6	5	4:04.951 102.9
21	4 H. ROTHENBERGER / G. WOITRIN	LISTER Jaguar Knobbly	14	1:01:56.053	3 Laps	94.9	3	3:51.464 108.9
22	431 G. VERHOFSTADT	ELVA Sportracer MkIII	14	1:05:35.631	3 Laps	89.6	13	4:24.633 95.3
23	52 J. SPIERS	LISTER Jaguar Knobbly	5	18:49.549	12 Laps	111.2	4	3:40.234 114.5
24	26 B. HARTOGS	LOTUS 15 Series 3	5	22:18.453	12 Laps	93.9	4	4:01.634 104.3
25	309 T. DE GRES	LOTUS XI S2 Le Mans	4	17:51.731	13 Laps	93.7	3	4:11.622 100.2
Not started								
54	C. MILNER / N. GREENSALL	LISTER Costin Chevrolet						
33	J. MINSHAW / G. SHEDDEN	LISTER Knobbly						
Woodcote								
1	50 N. BERT / T. MOTTE	JAGUAR C-Type	15	1:04:36.294		97.5	15	4:03.320 103.6
Woodcote Trophy								
1	5 C. MONTEVERDE / G. PEARSON	JAGUAR D-type	16	1:02:05.043		108.2	15	3:41.624 113.8
2	32 O. LLEWELLYN / T. LLEWELLYN	ALLARD J2	16	1:02:10.077	+5.034	108.0	3	3:40.134 114.5
3	31 G. FIERRO ELETA / S. HART	MASERATI 300S	16	1:03:08.839	+1'03.796	106.4	3	3:42.723 113.2
4	9 B. EASTICK / K. JONES	JAGUAR D-type	16	1:04:12.622	+2'07.579	104.6	5	3:50.871 109.2
5	74 M. HUNT / A. HALL	HWM Sports Racing	16	1:04:30.851	+2'25.808	104.1	4	3:44.181 112.5
6	101 T. BECHTOLSHEIMER	ALLARD J2	16	1:05:05.846	+3'00.803	103.2	16	3:47.431 110.9
7	53 D. REED / P. SNOWDON	ASTON MARTIN DB2	16	1:05:19.288	+3'14.245	102.8	2	3:53.581 107.9
8	10 M. PAUL / R. BOURNE	LOTUS Mk X	15	1:01:41.201	1 Laps	102.1	5	3:49.543 109.8
9	42 M. GRIFFITHS	KIEFT Sport	15	1:01:51.433	1 Laps	101.8	14	3:52.639 108.4
10	39 R. BERNBERG / P. UGO	COOPERT39 Bobtail	15	1:02:03.736	1 Laps	101.5	3	3:56.626 106.6
11	68 M. GORDON / R. GOMM	JAGUAR XK 140 FHC	15	1:02:42.936	1 Laps	100.4	11	4:01.723 104.3
12	16 C. JOLLY	ASTON MARTIN DB2	15	1:03:01.102	1 Laps	99.9	12	3:58.322 105.8
13	58 D. STANLEY	AUSTIN-HEALEY 100 Le Mans	15	1:05:24.987	1 Laps	96.2	6	4:10.589 100.6
14	99 J. MIRA-GOMES / F. CAMPOS FERREIRA	JAGUAR XK140 FHC	14	1:01:35.478	2 Laps	95.4	6	4:09.454 101.1
15	23 B. WOOD / N. WOOD	Atalanta	14	1:03:12.279	2 Laps	93.0	13	4:09.845 100.9
16	62 D. GRAUS / D. FERRAO	FRAZER NASH Targa Florio	14	1:04:40.089	2 Laps	90.9	3	4:00.442 104.9
17	3 S. WARD / T. WARD	FRAZER NASH Le Mans Rep	14	1:05:11.491	2 Laps	90.1	13	4:17.086 98.1
18	49 R. FRANCIS / J. THOMPSON	ALLARD J2	11	1:03:03.922	5 Laps	73.2	3	4:01.368 104.5
Not started								
24	J. WARD / S. WARD	JAGUAR XK120 Ecurie Ecosse						






GRAF VON FABER-CASTELL



GRID 8

Woodcote Trophy & Stirling Moss Trophy



Woodcote Trophy & Stirling Moss Trophy (A) SPA SIX HOURS Race

Final Classification by Class

Nr. Drivers	Team	Car	Laps	Total Time	Gap	Kph	Best Lap	
							Lap	Time Kph

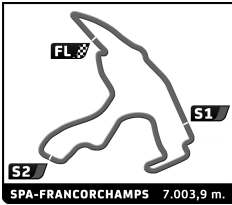
Published at:

Track Status: **WET**

Stewards

Timekeeper:
Alberto Estébanez





Woodcote Trophy & Stirling Moss Trophy [A]

SPA SIX HOURS

Race

Final Classification by Group

Nr. Drivers	Team	Car	Laps	Total Time	Gap	Kph	Best Lap	
							Lap	Time Kph
S1								
1 29 K. AHLERS / J. BELLINGER		LOLA Mk1 Prototype	16	1:02:14.011		107.9	6	3:39.823 114.7
2 19 R. EMMERLING / P. HOOPER		ELVA MkV	15	1:03:25.675	1 Laps	99.3	6	3:59.051 105.5
S11								
1 431 G. VERHOFSTADT		ELVA Sportracer MkIII	14	1:05:35.631		89.6	13	4:24.633 95.3
S4								
1 51 A. WATSON / D. O'CONNELL		LOTUS XI Le Mans	16	1:02:18.551		107.8	8	3:38.348 115.5
2 35 G. DE PRINS		REJO Mk IV	16	1:03:57.224	+1'38.673	105.0	7	3:48.881 110.2
3 69 S. KRIKNOFF		LOTUS XI Series 1	15	1:05:01.259	1 Laps	96.8	15	4:00.980 104.6
S41								
1 139 O. GONZALEZ		LOTUS XI	15	1:03:06.828		99.8	6	4:01.723 104.3
2 36 E. STAES		LOTUS XI	15	1:04:30.388	+1'23.560	97.6	5	4:04.951 102.9
3 309 T. DE GRES		LOTUS XI S2 Le Mans	4	17:51.731	11 Laps	93.7	3	4:11.622 100.2
S5								
1 161 R. WILLS		LOTUS 15	17	1:02:14.035		114.7	2	3:31.700 119.1
2 1 O. BRYANT		LOTUS15	17	1:02:56.799	+42.764	113.4	5	3:33.873 117.9
3 25 M. GANS		LOTUS 15	17	1:04:56.410	+2'42.375	109.9	2	3:40.763 114.2
4 15 E. MESTDAGH / L. ZURSTRASSEN		LOTUS 15	16	1:02:39.046	1 Laps	107.2	5	3:42.293 113.4
5 26 B. HARTOGS		LOTUS 15 Series 3	5	22:18.453	12 Laps	93.9	4	4:01.634 104.3
S51								
1 6 O. BLANPAIN		COOPER Monaco	15	1:02:41.427		100.4	4	4:00.695 104.8
S51								
1 30 A. SMITH		COOPER Monaco	16	1:02:32.213		107.4	8	3:44.252 112.4
2 60 G. PEETERS		LOTUS 15	16	1:03:06.658	+34.445	106.4	15	3:46.910 111.1
3 18 A. DITHERIDGE / B. CANNELL		COOPER Monaco	15	1:02:19.797	1 Laps	101.0	5	3:54.149 107.7
S6								
1 43 D. HART / O. HART		LISTER Costin	17	1:01:23.950		116.2	11	3:29.199 120.5
2 8 A. WOOD / W. NUTHALL		LISTER Knobbly	17	1:02:11.482	+47.532	114.8	15	3:32.618 118.6
3 88 R. KENT / J. OSBOURNE		LISTER Costin Jaguar	17	1:03:15.294	+1'51.344	112.8	17	3:33.664 118.0
4 27 S. ZIEGLER / M. STRETTON		LISTER Knobbly	17	1:03:18.293	+1'54.343	112.7	6	3:29.766 120.2
5 170 P. RATCLIFF / L. STEVENS		LISTER Knobbly	17	1:04:53.937	+3'29.987	110.0	3	3:40.873 114.2
6 11 M. GRANT - PETERKIN / P. BLAKENEY-EDWARDS		COOPER T38	16	1:03:04.922	1 Laps	106.5	14	3:47.342 110.9
7 41 H. HUGENHOLTZ / N. PASTORELLI		LISTER Costin	16	1:04:47.987	1 Laps	103.6	5	3:45.533 111.8
8 52 J. SPIERS		LISTER Jaguar Knobbly	5	18:49.549	12 Laps	111.2	4	3:40.234 114.5
Not started								
54 C. MILNER / N. GREENSALL		LISTER Costin Chevrolet						
33 J. MINSHAW / G. SHEDDEN		LISTER Knobbly						
S61								
1 66 N. MC FADDEN		LISTER Knobbly	16	1:03:54.871		105.1	4	3:47.992 110.6
2 61 J. THOMPSON / R. Francis		JAGUAR XK120	15	1:02:37.096	1 Laps	100.5	5	3:51.433 108.9
3 4 H. ROTHENBERGER / G. WOITRIN		LISTER Jaguar Knobbly	14	1:01:56.053	2 Laps	94.9	3	3:51.464 108.9
W1								
1 39 R. BERNBERG / P. UGO		COOPERT39 Bobtail	15	1:02:03.736		101.5	3	3:56.626 106.6
W2								
1 42 M. GRIFFITHS		KIEFT Sport	15	1:01:51.433		101.8	14	3:52.639 108.4
2 3 S. WARD / T. WARD		FRAZER NASH Le Mans Rep	14	1:05:11.491	1 Laps	90.1	13	4:17.086 98.1
W21								
1 62 D. GRAUS / D. FERRAO		FRAZER NASH Targa Florio	14	1:04:40.089		90.9	3	4:00.442 104.9
W3								
1 31 G. FIERRO ELETA / S. HART		MASERATI 300S	16	1:03:08.839		106.4	3	3:42.723 113.2
2 53 D. REED / P. SNOWDON		ASTON MARTIN DB2	16	1:05:19.288	+2'10.449	102.8	2	3:53.581 107.9
3 16 C. JOLLY		ASTON MARTIN DB2	15	1:03:01.102	1 Laps	99.9	12	3:58.322 105.8
W3A								
1 10 M. PAUL / R. BOURNE		LOTUS Mk X	15	1:01:41.201		102.1	5	3:49.543 109.8
2 58 D. STANLEY		AUSTIN-HEALEY 100 Le Mans	15	1:05:24.987	+3'43.786	96.2	6	4:10.589 100.6
W4								






GRAF VON FABER-CASTELL



GRID 8

Woodcote Trophy & Stirling Moss Trophy



Woodcote Trophy & Stirling Moss Trophy (A)

SPA SIX HOURS

Race

Final Classification by Group

Nr. Drivers	Team	Car	Laps	Total Time	Gap	Kph	Best Lap		
							Lap	Time	Kph
1 32 O. LLEWELLYN / T. LLEWELLYN		ALLARD J2	16	1:02:10.077		108.0	3	3:40.134	114.5
2 74 M. HUNT / A. HALL		HWM Sports Racing	16	1:04:30.851	+2'20.774	104.1	4	3:44.181	112.5
3 101 T. BECHTOLSHEIMER		ALLARD J2	16	1:05:05.846	+2'55.769	103.2	16	3:47.431	110.9
4 68 M. GORDON / R. GOMM		JAGUAR XK 140 FHC	15	1:02:42.936	1 Laps	100.4	11	4:01.723	104.3
5 99 J. MIRA-GOMES / F. CAMPOS FERREIRA		JAGUAR XK140 FHC	14	1:01:35.478	2 Laps	95.4	6	4:09.454	101.1
6 23 B. WOOD / N. WOOD		Atalanta	14	1:03:12.279	2 Laps	93.0	13	4:09.845	100.9
7 49 R. FRANCIS / J. THOMPSON		ALLARD J2	11	1:03:03.922	5 Laps	73.2	3	4:01.368	104.5
Not started									
24 J. WARD / S. WARD		JAGUAR XK120 Ecurie Ecosse							
W4A									
1 5 C. MONTEVERDE / G. PEARSON		JAGUAR D-type	16	1:02:05.043		108.2	15	3:41.624	113.8
2 9 B. EASTICK / K. JONES		JAGUAR D-type	16	1:04:12.622	+2'07.579	104.6	5	3:50.871	109.2
W4I									
1 50 N. BERT / T. MOTTE		JAGUAR C-Type	15	1:04:36.294		97.5	15	4:03.320	103.6

Published at:

Track Status: **WET**

Stewards	Timekeeper: Alberto Estébanez
-----------------	---






GRAF VON FABER-CASTELL



GRID 8

Woodcote Trophy & Stirling Moss Trophy



Woodcote Trophy & Stirling Moss Trophy (A)

SPA SIX HOURS

Race

Lap Chart


		LAP																		
Nr	Pos	Grid	1	2	3	4	5	6	7	8	9	10	11	12	13	14	15	16	17	
1	1	1	161	161	43	43	43	43	27	27	27	27	27	43	43	43	43	43	43	43
161	2	161	43	43	161	161	27	27	43	161	161	161	43	27	27	161	161	8	8	8
88	3	88	1	1	27	27	161	161	161	1	1	1	161	161	161	8	8	161	161	161
25	4	25	8	27	1	1	1	1	1	8	8	43	8	8	8	27	27	1	1	1
43	5	43	27	8	8	8	8	8	8	8	51	51	51	1	1	1	1	1	27	88
8	6	8	88	88	88	88	88	88	88	88	43	29	88	88	88	88	88	88	88	27
27	7	27	51	25	29	29	29	51	51	29	29	8	29	170	170	170	170	170	170	170
11	8	11	25	29	25	51	51	29	29	43	170	170	170	25	25	25	25	25	25	25
29	9	29	51	51	25	25	25	25	170	25	88	25	29	29	29	29	29	29	29	5
54	10	54	170	170	170	32	32	32	170	25	15	30	51	51	51	51	32	32	32	32
30	11	30	15	15	32	170	170	170	15	15	32	74	32	32	32	32	51	29	29	29
51	12	51	32	32	15	15	15	15	32	32	30	25	15	15	15	5	5	51	51	51
5	13	5	11	52	52	52	52	31	31	31	88	32	30	5	5	15	15	30	30	30
170	14	170	5	11	31	31	31	74	30	30	31	15	5	30	30	30	30	30	30	15
26	15	26	52	31	11	11	74	30	74	74	74	10	31	31	31	31	31	31	31	11
52	16	52	30	5	30	74	11	11	41	41	10	35	11	11	11	11	11	60	60	60
69	17	69	31	30	5	30	30	41	11	10	60	31	60	60	60	60	60	60	60	31
31	18	31	66	66	66	66	41	66	10	60	35	5	74	66	66	66	66	66	66	66
15	19	15	41	41	74	41	66	10	60	9	53	11	66	74	35	35	35	35	35	35
10	20	10	10	10	41	5	5	5	66	35	5	66	35	35	74	9	9	9	9	9
66	21	66	18	74	10	10	10	60	9	53	11	60	9	9	9	74	74	74	74	74
41	22	41	74	18	60	60	60	9	35	18	41	9	10	10	41	41	41	41	41	41
18	23	18	39	53	53	9	9	61	53	39	66	53	53	41	10	53	101	101	101	101
74	24	74	53	60	9	35	61	53	18	5	19	61	41	53	53	101	53	53	53	53
32	25	32	61	61	18	53	53	18	61	11	9	18	61	101	101	10	10	10	10	10
101	26	101	60	9	61	61	18	35	39	66	42	39	39	39	39	42	42	42	42	42
9	27	9	9	39	35	18	39	39	19	19	139	41	18	61	42	39	39	39	39	39
53	28	53	19	35	39	39	35	19	5	6	18	101	101	18	18	18	18	18	18	18
60	29	60	49	19	19	19	19	6	6	42	61	42	42	42	61	61	61	61	61	61
36	30	36	69	49	49	6	6	68	62	139	39	6	6	6	6	6	6	6	6	6
39	31	39	35	69	6	49	49	62	139	62	36	68	68	68	68	68	68	68	68	68
6	32	6	36	6	69	68	68	139	68	61	101	19	19	139	139	16	16	16	16	16
49	33	49	6	68	68	62	62	49	42	36	6	139	139	19	16	139	139	139	139	139
61	34	61	68	36	36	69	139	36	101	4	68	16	16	16	16	19	19	19	19	19
19	35	19	139	139	139	139	36	101	36	68	50	36	36	36	36	36	36	36	36	36
16	36	16	62	62	62	36	69	42	4	99	16	50	50	50	50	50	50	50	50	50
139	37	139	58	58	58	58	42	4	16	101	62	58	58	58	58	58	69	69	69	69
50	38	50	99	99	99	42	101	69	99	50	58	99	69	69	69	58	58	58	58	58
68	39	68	309	309	309	101	16	16	58	16	99	69	99	99	99	99	99	99	99	99
309	40	309	16	16	16	16	4	58	50	58	69	62	4	4	4	4	4	4	4	4
58	41	58	431	42	42	99	58	99	69	69	4	4	62	23	23	23	23	23	23	23
62	42	62	42	101	101	4	99	50	431	49	23	23	23	23	62	62	62	62	62	62
3	43	3	101	4	4	26	50	23	49	23	431	431	431	3	3	3	3	3	3	3
99	44	99	50	26	26	309	26	431	3	431	3	3	3	3	431	431	431	431	431	431
431	45	431	26	50	50	50	23	3	23	3	49	49	49	49	49	49	49	49	49	49
4	46	4	4	431	431	431	431	431	431	431	431	431	431	431	431	431	431	431	431	431
23	47	23	23	23	23	23	3	3	3	3	3	3	3	3	3	3	3	3	3	3
24	48	24	3	3	3	3	3	3	3	3	3	3	3	3	3	3	3	3	3	3
33	49	33	33	33	33	33	33	33	33	33	33	33	33	33	33	33	33	33	33	33
42	50	42	42	42	42	42	42	42	42	42	42	42	42	42	42	42	42	42	42	42
35	51	35	35	35	35	35	35	35	35	35	35	35	35	35	35	35	35	35	35	35





GRID 8

Woodcote Trophy & Stirling Moss Trophy




Woodcote Trophy & Stirling Moss Trophy (A) SPA SIX HOURS Race

Best Sector Times

SECTOR 1			SECTOR 2			SECTOR 3			Pos	Team	Cl	Ideal Lap	Best Lap
Pos	Driver	Time	Driver	Time	Driver	Time	Pos	Time					
1	43 D.HART	54.389	27 S.ZIEGLER	1:39.945	43 D.HART	53.011	1	43	Stirling Moss Trophy	3:28.078	3:29.199	(1)	
2	27 S.ZIEGLER	54.533	43 D.HART	1:40.678	27 S.ZIEGLER	54.024	2	27	Stirling Moss Trophy	3:28.502	3:29.766	(2)	
3	8 A.WOOD	55.829	161 R.WILLS	1:41.312	161 R.WILLS	54.151	3	8	Stirling Moss Trophy	3:31.522	3:32.618	(4)	
4	88 R.KENT	56.128	8 A.WOOD	1:41.471	8 A.WOOD	54.222	4	161	Stirling Moss Trophy	3:31.700	3:31.700	(3)	
5	161 R.WILLS	56.237	88 R.KENT	1:41.788	1 O.BRYANT	54.600	5	88	Stirling Moss Trophy	3:33.111	3:33.664	(5)	
6	1 O.BRYANT	56.677	1 O.BRYANT	1:41.875	88 R.KENT	55.195	6	1	Stirling Moss Trophy	3:33.152	3:33.873	(6)	
7	32 O.LLEWELLYN	58.023	51 A.WATSON	1:42.512	51 A.WATSON	55.964	7	51	Stirling Moss Trophy	3:36.998	3:38.348	(7)	
8	52 J.SPIERS	58.048	29 K.AHLERS	1:42.803	32 O.LLEWELLYN	56.181	8	32	Woodcote Trophy	3:38.601	3:40.134	(9)	
9	170 P.RATCLIFF	58.464	32 O.LLEWELLYN	1:44.397	29 K.AHLERS	56.367	9	29	Stirling Moss Trophy	3:38.937	3:39.823	(8)	
10	25 M.GANS	58.496	170 P.RATCLIFF	1:44.697	5 C.MONTEVERDE	56.503	10	170	Stirling Moss Trophy	3:39.950	3:40.873	(12)	
11	51 A.WATSON	58.522	15 E.MESTDAGH	1:44.812	170 P.RATCLIFF	56.789	11	52	Stirling Moss Trophy	3:40.209	3:40.234	(10)	
12	5 C.MONTEVERDE	59.018	52 J.SPIERS	1:45.082	25 M.GANS	56.860	12	15	Stirling Moss Trophy	3:40.747	3:42.293	(14)	
13	15 E.MESTDAGH	59.068	5 C.MONTEVERDE	1:45.276	15 E.MESTDAGH	56.867	13	25	Stirling Moss Trophy	3:40.763	3:40.763	(11)	
14	74 M.HUNT	59.360	25 M.GANS	1:45.407	52 J.SPIERS	57.079	14	5	Woodcote Trophy	3:40.797	3:41.624	(13)	
15	31 G.FIERRO ELETA	59.442	31 G.FIERRO ELETA	1:45.859	30 A.SMITH	57.114	15	31	Woodcote Trophy	3:42.723	3:42.723	(15)	
16	30 A.SMITH	59.711	74 M.HUNT	1:46.140	31 G.FIERRO ELETA	57.422	16	30	S5i	3:43.158	3:44.252	(17)	
17	29 K.AHLERS	59.767	30 A.SMITH	1:46.333	35 G.DE PRINS	57.632	17	74	Woodcote Trophy	3:43.603	3:44.181	(16)	
18	41 H.HUGENHOLTZ	1:00.287	35 G.DE PRINS	1:46.964	60 G.PEETERS	58.044	18	41	Stirling Moss Trophy	3:45.533	3:45.533	(18)	
19	11 M.GRANT - PETERKIN	1:00.877	11 M.GRANT - PETERKIN	1:47.001	74 M.HUNT	58.103	19	60	Stirling Moss Trophy	3:46.441	3:46.910	(19)	
20	101 T.BECHTOLSHEIMER	1:01.022	41 H.HUGENHOLTZ	1:47.030	41 H.HUGENHOLTZ	58.216	20	11	Stirling Moss Trophy	3:46.533	3:47.342	(20)	
21	60 G.PEETERS	1:01.286	60 G.PEETERS	1:47.111	101 T.BECHTOLSHEIMER	58.222	21	35	Stirling Moss Trophy	3:46.756	3:48.881	(23)	
22	66 N.MC FADDEN	1:01.356	66 N.MC FADDEN	1:47.431	11 M.GRANT - PETERKIN	58.655	22	101	Woodcote Trophy	3:47.290	3:47.431	(21)	
23	9 B.EASTICK	1:01.573	101 T.BECHTOLSHEIMER	1:48.046	66 N.MC FADDEN	58.961	23	66	Stirling Moss	3:47.748	3:47.992	(22)	
24	10 M.PAUL	1:01.740	9 B.EASTICK	1:48.332	10 M.PAUL	59.115	24	9	Woodcote Trophy	3:49.114	3:50.871	(25)	
25	61 J.THOMPSON	1:01.952	42 M.GRIFFITHS	1:48.598	9 B.EASTICK	59.209	25	10	Woodcote Trophy	3:49.459	3:49.543	(24)	
26	53 D.REED	1:02.144	10 M.PAUL	1:48.604	61 J.THOMPSON	59.594	26	61	Stirling Moss Trophy	3:50.518	3:51.433	(26)	
27	35 G.DE PRINS	1:02.160	61 J.THOMPSON	1:48.972	42 M.GRIFFITHS	59.795	27	42	Woodcote Trophy	3:51.367	3:52.639	(28)	
28	42 M.GRIFFITHS	1:02.974	18 A.DITHERIDGE	1:49.176	53 D.REED	1:01.003	28	53	Woodcote Trophy	3:52.620	3:53.581	(29)	
29	18 A.DITHERIDGE	1:03.107	53 D.REED	1:49.473	16 C.JOLLY	1:01.034	29	18	Stirling Moss Trophy	3:53.393	3:54.149	(30)	
30	39 R.BERNBERG	1:03.829	39 R.BERNBERG	1:49.691	18 A.DITHERIDGE	1:01.110	30	39	Woodcote Trophy	3:54.821	3:56.626	(31)	
31	19 R.EMMERLING	1:04.378	139 O.GONZALEZ	1:50.981	26 B.HARTOGS	1:01.242	31	16	Woodcote Trophy	3:57.460	3:58.322	(32)	
32	16 C.JOLLY	1:04.981	6 O.BLANPAIN	1:51.074	19 R.EMMERLING	1:01.293	32	139	Stirling Moss Trophy	3:58.699	4:01.723	(40)	
33	139 O.GONZALEZ	1:05.558	16 C.JOLLY	1:51.445	39 R.BERNBERG	1:01.301	33	19	Stirling Moss Trophy	3:59.050	3:59.051	(33)	
34	49 R.FRANCIS	1:05.590	50 N.BERT	1:51.716	68 M.GORDON	1:01.450	34	6	S5i	3:59.200	4:00.695	(35)	
35	26 B.HARTOGS	1:05.653	62 D.GRAUS	1:51.826	62 D.GRAUS	1:01.919	35	62	Woodcote Trophy	3:59.631	4:00.442	(34)	
36	62 D.GRAUS	1:05.886	69 S.KRIKNOFF	1:51.850	6 O.BLANPAIN	1:02.152	36	68	Woodcote Trophy	3:59.915	4:01.723	(39)	
37	6 O.BLANPAIN	1:05.974	68 M.GORDON	1:52.173	139 O.GONZALEZ	1:02.160	37	69	S4	4:00.607	4:00.980	(36)	
38	68 M.GORDON	1:06.292	49 R.FRANCIS	1:52.805	50 N.BERT	1:02.299	38	50	Woodcote	4:00.882	4:03.320	(41)	
39	69 S.KRIKNOFF	1:06.340	19 R.EMMERLING	1:53.379	36 E.STAES	1:02.331	39	26	Stirling Moss Trophy	4:01.015	4:01.634	(38)	
40	50 N.BERT	1:06.867	36 E.STAES	1:53.646	69 S.KRIKNOFF	1:02.417	40	49	Woodcote Trophy	4:01.125	4:01.368	(37)	
41	36 E.STAES	1:07.921	26 B.HARTOGS	1:54.120	49 R.FRANCIS	1:02.730	41	36	Stirling Moss Trophy	4:03.898	4:04.951	(42)	
42	99 J.MIRA-GOMES	1:08.026	23 B.WOOD	1:55.509	309 T.DE GRES	1:03.311	42	99	Woodcote Trophy	4:08.599	4:09.454	(43)	
43	58 D.STANLEY	1:08.997	58 D.STANLEY	1:56.604	58 D.STANLEY	1:03.828	43	23	Woodcote Trophy	4:08.825	4:09.845	(44)	
44	23 B.WOOD	1:09.110	309 T.DE GRES	1:56.612	99 J.MIRA-GOMES	1:03.916	44	309	Stirling Moss Trophy	4:09.052	4:11.622	(46)	
45	309 T.DE GRES	1:09.129	99 J.MIRA-GOMES	1:56.657	23 B.WOOD	1:04.206	45	58	Woodcote Trophy	4:09.429	4:10.589	(45)	
46	3 S.WARD	1:09.794	3 S.WARD	1:58.303	3 S.WARD	1:06.678	46	3	Woodcote Trophy	4:14.775	4:17.086	(47)	
47	431 G.VERHOFSTADT	1:12.883	431 G.VERHOFSTADT	2:02.529	431 G.VERHOFSTADT	1:07.672	47	431	Stirling Moss Trophy	4:23.084	4:24.633	(48)	





Woodcote Trophy & Stirling Moss Trophy (A)

SPA SIX HOURS

After Race

Event maximum speed

Team	Car	Class	Driver	Top Speed	Lap	Session
25	LOTUS 15	Stirling Moss Tr	Michael Jacques GANS	218.6	9	Qualifying
52	LISTER Jaguar Knobbly	Stirling Moss Tr	John SPIERS	218.2	9	Qualifying
161	LOTUS 15	Stirling Moss Tr	Roger WILLS	215.6	6	Qualifying
27	LISTER Knobbly	Stirling Moss Tr	Stefan ZIEGLER	211.8	8	Qualifying
15	LOTUS 15	Stirling Moss Tr	Eric MESTDAGH	205.3	7	Qualifying
1	LOTUS15	Stirling Moss Tr	Oliver BRYANT	204.5	8	Qualifying
88	LISTER Costin Jaguar	Stirling Moss Tr	Richard KENT	203.8	9	Qualifying
51	LOTUS XI Le Mans	Stirling Moss Tr	Alexander-Georges WATSON	202.6	8	Qualifying
11	COOPER T38	Stirling Moss Tr	Michael GRANT - PETERKIN	202.2	4	Qualifying
66	LISTER Knobbly	Stirling Moss	Niall MC FADDEN	200.0	8	Qualifying
30	COOPER Monaco	S5i	Andrew Guy SMITH	199.6	9	Qualifying
10	LOTUS Mk X	Woodcote Trop	Malcolm PAUL	199.3	4	Qualifying
5	JAGUAR D-type	Woodcote Trop	Carlos MONTEVERDE	198.5	4	Qualifying
60	LOTUS 15	Stirling Moss Tr	Guy PEETERS	198.2	7	Qualifying
8	LISTER Knobbly	Stirling Moss Tr	Anthony WOOD	196.0	9	Qualifying
43	LISTER Costin	Stirling Moss Tr	David HART	194.9	10	Qualifying
170	LISTER Knobbly	Stirling Moss Tr	Peter RATCLIFF	194.2	8	Qualifying
41	LISTER Costin	Stirling Moss Tr	Hans HUGENHOLTZ	193.5	2	Qualifying
29	LOLA Mk1 Prototype	Stirling Moss Tr	Keith AHLERS	192.9	5	Qualifying
69	LOTUS XI Series 1	S4	Serge KRIKNOFF	192.2	9	Qualifying
53	ASTON MARTIN DB2	Woodcote Trop	David REED	189.8	8	Qualifying
18	COOPER Monaco	Stirling Moss Tr	Anthony DITHERIDGE	189.1	3	Qualifying
61	JAGUAR XK120	Stirling Moss Tr	John THOMPSON	186.9	5	Qualifying
39	COOPERT39 Bobtail	Woodcote Trop	Robert BERNBERG	186.5	8	Qualifying
36	LOTUS XI	Stirling Moss Tr	Erik STAES	185.2	9	Qualifying
31	MASERATI 300S	Woodcote Trop	Guillermo FIERRO ELETA	182.7	2	Qualifying
74	HWM Sports Racing	Woodcote Trop	Martin HUNT	182.4	7	Qualifying
33	LISTER Knobbly	Stirling Moss Tr	Jon MINSHAW	181.2	2	Qualifying
6	COOPER Monaco	S5i	Olivier BLANPAIN	181.2	8	Qualifying
54	LISTER Costin Chevrolet	Stirling Moss Tr	Christopher MILNER	180.3	7	Qualifying
9	JAGUAR D-type	Woodcote Trop	Benjamin EASTICK	180.3	8	Qualifying
139	LOTUS XI	Stirling Moss Tr	Olivier GONZALEZ	179.1	6	Qualifying
49	ALLARD J2	Woodcote Trop	Robert FRANCIS	178.5	6	Qualifying
26	LOTUS 15 Series 3	Stirling Moss Tr	Bernardo HARTOGS	176.8	5	Qualifying
32	ALLARD J2	Woodcote Trop	Oliver LLEWELLYN	175.3	6	Qualifying
50	JAGUAR C-Type	Woodcote	Nicolas BERT	169.0	7	Qualifying
101	ALLARD J2	Woodcote Trop	Till BECHTOLSHEIMER	167.2	3	Qualifying
19	ELVA MkV	Stirling Moss Tr	Ralf EMMERLING	166.4	9	Qualifying
58	AUSTIN-HEALEY 100 Le Mans	Woodcote Trop	David STANLEY	163.9	9	Qualifying
99	JAGUAR XK140 FHC	Woodcote Trop	João MIRA-GOMES	161.7	4	Qualifying
35	REJO Mk IV	Stirling Moss Tr	Gregory DE PRINS	161.4	8	Race
23	Atalanta	Woodcote Trop	Barry WOOD	159.3	2	Qualifying
16	ASTON MARTIN DB2	Woodcote Trop	Christopher JOLLY	158.4	2	Qualifying
3	FRAZER NASH Le Mans Rep	Woodcote Trop	Stephen WARD	157.7	4	Qualifying
309	LOTUS XI S2 Le Mans	Stirling Moss Tr	Tom DE GRES	155.6	2	Qualifying
42	KIEFT Sport	Woodcote Trop	Miles GRIFFITHS	154.7	2	Qualifying
68	JAGUAR XK 140 FHC	Woodcote Trop	Marc GORDON	153.2	8	Qualifying
62	FRAZER NASH Targa Florio	Woodcote Trop	David GRAUS	152.8	2	Qualifying
431	ELVA Sportracer MkIII	Stirling Moss Tr	Guy VERHOFSTADT	143.6	6	Qualifying






GRAF VON FABER-CASTELL



GRID 8

Woodcote Trophy & Stirling Moss Trophy



Woodcote Trophy & Stirling Moss Trophy [A] SPA SIX HOURS Race

Analysis by lap

Lapped

Nr	Lap Time	Gap	Nr	Lap Time	Gap	Nr	Lap Time	Gap	Nr	Lap Time	Gap	Nr	Lap Time	Gap
Lap 1														
161	3:32.783		88	3:38.425	16.224	52	3:43.426	49.207	5	3:51.715	1:20.776	39	3:57.984	2:13.596
43	3:33.851	1.068	25	3:40.763	19.915	31	3:42.723	51.737	10	3:51.000	1:24.834	35	4:07.326	2:14.320
1	3:34.413	1.630	29	3:41.464	21.301	11	3:48.097	56.355	60	3:51.255	1:34.176	19	4:02.779	2:39.608
8	3:37.723	4.940	51	3:43.366	21.826	30	3:45.400	57.120	9	3:51.528	1:38.567	6	4:05.005	2:49.991
27	3:38.965	6.182	170	3:41.041	25.887	5	3:49.778	1:01.196	35	3:49.669	1:39.835	49	4:07.467	2:54.985
88	3:42.282	9.499	15	3:42.561	27.680	66	3:48.842	1:01.765	53	3:55.580	1:40.315	68	4:02.991	2:59.303
51	3:42.943	10.160	32	3:40.304	28.932	74	3:46.706	1:01.982	61	3:55.760	1:44.350	62	4:01.078	3:02.723
25	3:43.635	10.852	52	3:45.416	38.682	41	3:49.918	1:03.173	18	3:57.498	1:45.238	139	4:01.939	3:06.148
29	3:44.320	11.537	11	3:50.781	41.159	10	3:51.562	1:05.969	39	3:56.627	1:48.453	36	4:04.951	3:10.312
170	3:49.329	16.546	31	3:47.022	41.915	60	3:51.976	1:15.056	19	4:02.083	2:09.670	69	4:12.446	3:16.084
15	3:49.602	16.819	5	3:51.954	44.319	53	3:53.905	1:16.870	6	4:00.695	2:17.827	42	3:53.248	3:25.658
32	3:53.111	20.328	30	3:50.675	44.621	9	3:52.714	1:19.174	49	4:06.196	2:20.359	101	3:51.455	3:26.637
11	3:54.861	22.078	66	3:50.855	45.824	18	3:57.379	1:19.875	68	4:05.381	2:29.153	Lap 6		
5	3:56.848	24.065	41	3:50.544	46.156	61	3:56.362	1:20.725	62	4:04.383	2:34.486	43	3:32.218	
52	3:57.749	24.966	10	3:50.701	47.308	35	3:49.470	1:22.301	69	4:13.490	2:36.479	27	3:29.766	1.273
30	3:58.429	25.646	74	3:49.439	48.177	39	3:56.626	1:23.961	139	4:09.530	2:37.050	16	4:00.573	1 Lap
31	3:59.376	26.593	18	3:57.488	55.397	19	4:01.782	1:39.722	36	4:11.391	2:38.202	4	3:51.511	1 Lap
66	3:59.452	26.669	53	3:53.581	55.866	49	4:01.368	1:46.298	58	4:11.741	3:04.673	161	3:35.125	7.597
41	4:00.095	27.312	60	3:52.508	55.981	6	4:00.866	1:49.267	42	3:54.423	3:05.251	1	3:34.165	13.166
10	4:01.090	28.307	61	3:54.403	57.264	69	4:07.307	1:55.124	101	3:51.346	3:08.023	8	3:33.373	17.373
18	4:02.392	29.609	9	3:54.098	59.361	68	4:03.895	1:55.907	16	4:03.695	3:08.238	99	4:13.440	3:16.517
74	4:03.221	30.438	39	3:58.553	1:00.236	36	4:05.513	1:58.946	99	4:13.440	3:16.517	4	3:52.860	3:17.601
39	4:06.166	33.383	35	3:50.813	1:05.732	139	4:05.436	1:59.655	Lap 5					
53	4:06.768	33.985	19	4:01.751	1:10.841	62	4:00.442	2:02.238	43	3:32.841				
61	4:07.344	34.561	49	4:05.690	1:17.831	58	4:11.324	2:25.067	27	3:30.512	3.725			
60	4:07.956	35.173	69	4:07.202	1:20.718	99	4:12.586	2:35.212	161	3:34.624	4.690			
9	4:09.746	36.963	6	4:04.175	1:21.302	309	4:11.622	2:35.807	26	4:01.634	1 Lap			
19	4:13.573	40.790	68	4:06.385	1:24.913	16	4:01.663	2:36.678	26	4:01.634	1 Lap			
49	4:16.624	43.841	36	4:09.840	1:26.334	42	3:53.185	2:42.963	309	4:38.540	1 Lap			
69	4:17.999	45.216	139	4:05.058	1:27.120	101	3:50.986	2:48.812	1	3:33.873	11.219			
35	4:19.402	46.619	62	4:05.249	1:34.697	4	3:51.464	2:56.876	8	3:33.915	16.218			
36	4:20.977	48.194	58	4:11.720	1:46.644	26	4:02.027	3:12.229	5	4:06.581	1 Lap			
6	4:21.610	48.827	99	4:14.914	1:55.527	50	4:05.085	3:16.481	88	3:40.237	37.295			
68	4:23.011	50.228	309	4:12.996	1:57.086	Lap 4			29	3:40.399	47.136			
139	4:26.545	53.762	16	4:04.656	2:07.916	43	3:32.135		51	3:38.642	47.150			
62	4:33.931	1:01.148	42	3:56.911	2:22.679	161	3:33.779	2.907	25	3:43.353	52.231			
58	4:39.407	1:06.624	101	4:01.604	2:30.727	27	3:31.507	6.054	32	3:41.124	53.079			
99	4:45.096	1:12.313	4	4:05.385	2:38.313	1	3:34.446	10.187	170	3:43.124	56.272			
309	4:48.573	1:15.790	26	4:11.698	2:43.103	8	3:35.306	15.144	15	3:42.293	57.685			
16	5:07.743	1:34.960	50	4:14.452	2:44.297	431	4:30.550	1 Lap	52	3:42.724	1:07.189			
431	5:29.550	1:56.767	431	4:35.852	3:00.919	23	4:19.164	3:32.628	31	3:45.414	1:17.945			
42	5:30.251	1:57.468	23	4:19.164	3:32.628	Lap 3			431	4:31.233	1 Lap			
101	5:33.606	2:00.823	Lap 3			43	3:31.787		23	4:13.915	1 Lap			
50	5:34.328	2:01.545	43	3:31.787		161	3:34.164	1.263	74	3:45.766	1:26.953			
26	5:35.888	2:03.105	161	3:34.164	1.263	27	3:32.479	6.682	11	3:49.027	1:29.624			
4	5:37.411	2:04.628	27	3:32.479	6.682	1	3:36.685	7.876	30	3:47.114	1:30.030			
23	6:17.947	2:45.164	1	3:36.685	7.876	8	3:35.967	11.973	41	3:45.533	1:32.396			
3	6:30.601	2:57.818	8	3:35.967	11.973	3	4:20.779	1 Lap	66	3:49.224	1:34.005			
Lap 2			88	3:38.870	22.193	88	3:38.870	22.193	5	3:51.436	1:39.371			
161	3:31.700		29	3:42.113	30.513	29	3:42.113	30.513	10	3:49.543	1:41.536			
43	3:31.746	1.114	25	3:43.670	30.684	25	3:43.670	30.684	3	4:17.468	1 Lap			
1	3:34.162	4.092	51	3:42.662	31.587	51	3:42.662	31.587	60	3:50.253	1:51.588			
27	3:32.622	7.104	170	3:40.873	33.859	170	3:40.873	33.859	9	3:50.871	1:56.597			
8	3:35.667	8.907	32	3:40.134	36.165	32	3:40.134	36.165	61	3:51.433	2:02.942			
Lap 7			15	3:42.752	37.531	15	3:42.752	37.531	53	3:57.630	2:05.104			
Lap 7			Lap 7			Lap 7			18	3:54.149	2:06.546			
Lap 7			Lap 7			Lap 7			27 3:31.533					






GRAF VON FABER-CASTELL



GRID 8

Woodcote Trophy & Stirling Moss Trophy



Woodcote Trophy & Stirling Moss Trophy [A] SPA SIX HOURS Race

Analysis by lap

Lapped

Nr	Lap Time	Gap	Nr	Lap Time	Gap	Nr	Lap Time	Gap	Nr	Lap Time	Gap	Nr	Lap Time	Gap
62	4:03.514	1 Lap	16	4:05.401	1 Lap	50	4:07.375	1 Lap	99	5:51.758	2 Laps	4	4:09.769	2 Laps
139	4:01.723	1 Lap	88	3:49.027	1:10.037	74	3:51.301	2:39.728	43	3:29.199	1:08.616	41	3:50.939	1 Lap
49	4:18.081	1 Lap	29	3:41.266	1:10.991	16	5:23.769	1 Lap	66	3:56.021	1 Lap	61	4:06.829	1 Lap
43	3:42.476	9.670	43	4:46.167	1:23.719	10	3:59.504	3:11.432	60	5:12.812	1 Lap	39	4:04.861	1 Lap
161	3:35.116	9.907	170	3:42.602	1:26.661	60	4:01.308	3:14.426	69	4:09.137	2 Laps	18	4:10.001	1 Lap
36	4:08.250	1 Lap	25	3:45.526	1:29.294	35	3:54.013	3:30.267	9	3:54.119	1 Lap	101	3:51.265	1 Lap
101	3:53.009	1 Lap	15	3:44.207	1:30.196				161	4:48.351	1:38.335	170	3:44.542	2:27.466
1	3:34.879	15.239	32	3:44.572	1:32.302				8	3:34.236	1:43.920	25	3:46.434	2:30.681
8	3:33.965	18.532	99	4:10.751	1 Lap	Lap 10			1	4:51.358	1:51.554	42	3:56.627	1 Lap
42	3:58.431	1 Lap	58	4:21.055	1 Lap	27	3:36.237		4	7:57.330	2 Laps	23	4:13.617	2 Laps
4	4:00.284	1 Lap	50	4:04.813	1 Lap	58	5:32.938	2 Laps	53	5:37.547	1 Lap	29	3:58.115	2:36.944
69	4:22.522	1 Lap	31	3:49.010	2:06.672	161	3:46.547	27.682	61	4:07.796	1 Lap	6	4:03.170	1 Lap
16	4:02.754	1 Lap	30	3:44.252	2:10.962	53	4:16.952	1 Lap	88	3:36.145	2:35.980	68	4:01.723	1 Lap
88	3:40.478	53.128	74	3:50.912	2:19.509	5	3:46.042	1 Lap	18	4:14.300	1 Lap	51	3:55.409	2:42.516
58	4:10.589	1 Lap	41	3:58.817	2:35.936	1	3:45.914	37.894	39	4:12.398	1 Lap	32	3:52.078	2:58.654
51	3:38.667	59.529	10	3:53.113	2:43.010	11	3:50.678	1 Lap	41	5:31.485	1 Lap	19	4:18.598	1 Lap
99	4:09.454	1 Lap	60	3:49.232	2:44.200	41	5:19.659	1 Lap	23	4:14.705	2 Laps	139	4:06.279	1 Lap
29	3:39.908	1:01.843	9	4:00.906	3:03.360	66	3:56.405	1 Lap	101	3:52.862	1 Lap	15	3:56.454	3:12.723
25	3:45.066	1:15.886	35	3:50.976	3:07.336	69	4:12.758	2 Laps	42	5:15.498	1 Lap	16	3:58.689	1 Lap
170	3:42.189	1:16.177	53	3:58.132	3:18.183	19	4:12.592	1 Lap	6	4:04.619	1 Lap			
15	3:42.599	1:18.107				43	3:30.546	1:17.115	29	5:15.196	3:17.541	Lap 13		
32	3:48.150	1:19.848	Lap 9			9	5:21.078	1 Lap	68	4:03.726	1 Lap	43	3:30.414	
50	4:06.694	1 Lap	27	3:31.082		51	3:50.534	1:30.392	19	5:46.123	1 Lap	5	3:41.741	1 Lap
31	3:48.459	1:49.780	18	4:11.075	1 Lap	42	4:05.606	1 Lap	170	4:58.465	3:21.636	30	3:45.210	1 Lap
30	3:44.954	1:58.828	39	4:04.674	1 Lap	29	3:52.965	1:40.043	25	3:44.795	3:22.959	31	3:53.746	1 Lap
74	3:47.701	2:00.715	161	3:36.571	17.372	139	4:13.995	1 Lap	51	5:33.125	3:25.819	36	4:13.577	2 Laps
41	3:47.842	2:09.237	69	6:53.912	2 Laps	8	4:51.207	1:47.382	139	5:26.169	1 Lap	431	4:28.767	3 Laps
11	3:57.052	2:12.762	5	3:52.654	1 Lap	170	3:56.928	2:00.869	32	3:51.893	3:45.288	11	3:50.155	1 Lap
10	3:54.945	2:22.015	1	3:39.705	28.217	18	5:36.935	1 Lap	15	3:57.277	3:54.981	3	4:21.861	3 Laps
60	3:48.752	2:27.086	11	5:20.423	1 Lap	61	4:12.912	1 Lap	16	4:05.271	1 Lap	27	3:45.884	37.830
66	4:01.646	2:27.623	8	3:42.051	32.412	39	5:36.451	1 Lap	431	4:28.940	2 Laps	161	3:34.348	38.520
9	3:51.457	2:34.572	66	5:10.088	1 Lap	49	4:31.901	2 Laps	3	4:22.081	2 Laps	60	3:47.479	1 Lap
35	3:48.881	2:48.478	19	4:04.759	1 Lap	36	4:23.920	1 Lap	30	5:06.119	4:19.906	8	3:34.630	44.428
53	3:56.116	2:52.169	6	4:15.337	1 Lap	23	4:18.152	2 Laps	36	5:39.698	1 Lap	66	3:57.703	1 Lap
18	3:55.364	2:52.736	42	3:57.333	1 Lap	88	3:38.405	2:37.533	5	3:44.119	4:28.933	1	3:39.342	1:00.114
61	4:04.802	2:55.033	139	4:04.925	1 Lap	101	3:54.625	1 Lap	31	3:53.308	4:36.219	50	4:09.013	2 Laps
39	3:57.721	3:05.236	51	3:41.418	1:16.095	6	5:20.048	1 Lap				58	4:12.566	2 Laps
23	4:25.765	1 Lap	62	4:17.578	1 Lap	30	4:01.904	2:51.485	Lap 12			74	4:16.810	1 Lap
			431	4:49.220	2 Laps	68	4:04.649	1 Lap	43	3:30.096		35	3:53.097	1 Lap
			49	8:15.581	2 Laps	74	4:02.487	3:05.978	11	3:52.358	1 Lap	9	3:54.251	1 Lap
			43	3:30.169	1:22.806	25	5:03.762	3:15.862	27	5:01.072	22.360	69	4:05.865	2 Laps
			29	3:43.406	1:23.315	431	5:37.495	2 Laps	50	5:20.170	2 Laps	88	3:37.039	1:38.743
			3	4:48.623	2 Laps	50	4:17.031	1 Lap	60	3:49.511	1 Lap	99	4:19.495	2 Laps
			61	5:37.340	1 Lap	16	4:05.943	1 Lap	74	5:36.477	1 Lap	10	4:14.947	1 Lap
			36	4:13.351	1 Lap	32	5:07.692	3:31.093	66	3:53.792	1 Lap	41	3:49.891	1 Lap
			4	4:14.244	1 Lap	3	5:47.721	2 Laps	58	4:18.709	2 Laps	53	3:57.868	1 Lap
			23	5:35.924	2 Laps	15	5:16.663	3:35.402	161	3:34.963	34.586	4	4:04.218	2 Laps
			170	3:44.599	1:40.178	Lap 11			8	3:35.004	40.212	101	3:52.578	1 Lap
			25	3:50.125	1:48.337	27	3:37.698		35	5:05.872	1 Lap	170	3:44.601	2:41.653
			15	3:55.862	1:54.976	10	4:07.287	1 Lap	1	3:38.344	51.186	62	4:56.473	2 Laps
			32	3:58.418	1:59.638	35	4:06.383	1 Lap	99	4:26.493	2 Laps	39	4:06.606	1 Lap
			68	5:17.611	1 Lap	31	5:20.250	1 Lap	9	4:00.888	1 Lap	25	3:44.713	2:44.980
			30	3:45.938	2:25.818	5	3:45.767	1 Lap	69	4:08.095	2 Laps	61	4:12.956	1 Lap
			99	4:18.886	1 Lap	62	6:44.363	2 Laps	10	5:41.249	1 Lap	18	4:08.612	1 Lap
			101	5:15.807	1 Lap	58	4:16.136	2 Laps	62	5:08.446	2 Laps	42	3:53.210	1 Lap
			88	4:56.410	2:35.365	11	3:51.207	1 Lap	88	3:34.850	1:32.118	29	3:55.609	3:02.139
			31	4:01.006	2:36.596				53	3:59.889	1 Lap	51	3:57.606	3:09.708






GRAF VON FABER-CASTELL



GRID 8

Woodcote Trophy & Stirling Moss Trophy



Woodcote Trophy & Stirling Moss Trophy (A) SPA SIX HOURS Race

Analysis by lap

Lapped

Nr	Lap Time	Gap	Nr	Lap Time	Gap	Nr	Lap Time	Gap	Nr	Lap Time	Gap	Nr	Lap Time	Gap	
6	4:03.914	1 Lap	139	4:08.040	2 Laps	88	3:36.436	1:50.635	25	3:44.015	3:32.460				
23	4:14.364	2 Laps	62	5:02.527	3 Laps	66	4:49.426	3 Laps	69	4:00.980	2 Laps				
68	4:05.965	1 Lap	16	4:00.501	2 Laps	35	3:54.895	1 Lap	101	3:47.431	1 Lap				
32	3:53.472	3:21.712	161	3:35.146	43.191	36	3:52.216	1 Lap	3	4:21.372	3 Laps				
Lap 14															
43	3:30.957		8	3:32.618	45.803	9	3:51.570	1 Lap	53	3:59.670	1 Lap				
139	4:04.919	2 Laps	19	4:10.478	2 Laps	74	4:00.549	1 Lap	58	4:17.220	2 Laps				
15	3:55.481	1 Lap	31	3:53.557	1 Lap	50	4:03.509	2 Laps	431	4:28.586	3 Laps				
19	4:12.534	2 Laps	11	3:47.342	1 Lap	3	4:17.086	3 Laps							
5	3:41.907	1 Lap	60	3:48.395	1 Lap	41	3:50.980	1 Lap							
16	3:58.322	2 Laps	27	3:50.886	1:13.284	69	4:03.506	2 Laps							
30	3:46.331	1 Lap	1	3:40.396	1:15.714	431	4:24.633	3 Laps							
31	3:51.106	1 Lap	66	3:57.216	1 Lap	58	4:14.882	2 Laps							
161	3:34.924	42.487	88	3:37.096	1:46.150	170	3:44.022	3:17.227							
8	3:34.156	47.627	36	4:14.918	2 Laps	25	3:47.471	3:21.400							
11	3:51.767	1 Lap	35	3:55.012	1 Lap	101	3:49.098	1 Lap							
27	3:49.967	56.840	9	4:00.380	1 Lap	53	3:56.075	1 Lap							
60	3:47.848	1 Lap	74	4:02.839	1 Lap	Lap 17									
36	4:10.311	2 Laps	50	4:08.706	2 Laps	43	3:32.955								
1	3:40.603	1:09.760	3	4:19.005	3 Laps	99	4:11.004	3 Laps							
66	3:55.672	1 Lap	431	4:29.644	3 Laps	10	4:11.511	2 Laps							
431	4:28.714	3 Laps	58	4:12.547	2 Laps	42	3:53.409	2 Laps							
3	4:28.348	3 Laps	69	4:02.122	2 Laps	4	4:03.884	3 Laps							
35	3:51.256	1 Lap	41	3:50.002	1 Lap	39	4:00.111	2 Laps							
50	4:05.010	2 Laps	53	3:56.713	1 Lap	5	3:43.133	1 Lap							
74	3:59.235	1 Lap	170	3:44.081	3:05.156	32	3:50.742	1 Lap							
9	3:53.286	1 Lap	99	4:14.233	2 Laps	8	3:33.417	47.532							
88	3:35.710	1:43.496	25	3:42.751	3:05.880	29	3:59.569	1 Lap							
58	4:14.620	2 Laps	101	3:49.685	1 Lap	161	3:35.116	50.085							
69	4:03.918	2 Laps	10	4:11.464	1 Lap	51	3:57.833	1 Lap							
99	4:13.820	2 Laps	Lap 16												
41	3:50.647	1 Lap	43	3:31.951		18	4:06.876	2 Laps							
10	4:12.727	1 Lap	4	4:08.504	3 Laps	30	3:48.346	1 Lap							
53	3:56.889	1 Lap	42	3:52.639	2 Laps	61	4:14.114	2 Laps							
101	3:49.388	1 Lap	39	4:03.547	2 Laps	15	3:55.794	1 Lap							
170	3:44.821	2:55.517	18	4:05.860	2 Laps	6	4:03.939	2 Laps							
25	3:43.548	2:57.571	29	4:02.890	1 Lap	68	4:03.787	2 Laps							
4	4:05.182	2 Laps	32	3:48.251	1 Lap	1	3:42.624	1:32.849							
39	4:02.468	1 Lap	51	4:00.089	1 Lap	16	4:01.540	2 Laps							
42	3:56.750	1 Lap	5	3:41.624	1 Lap	49	4:05.063	6 Laps							
18	4:06.018	1 Lap	61	4:14.402	2 Laps	11	3:50.660	1 Lap							
61	4:08.330	1 Lap	6	4:04.589	2 Laps	60	3:48.693	1 Lap							
29	3:55.768	3:26.950	8	3:33.218	47.070	139	4:05.222	2 Laps							
Lap 15															
43	3:34.442		161	3:36.684	47.924	31	3:55.834	1 Lap							
51	3:57.276	1 Lap	68	4:05.559	2 Laps	23	4:14.563	3 Laps							
32	3:55.727	1 Lap	15	3:54.338	1 Lap	88	3:33.664	1:51.344							
6	4:05.013	2 Laps	30	3:48.998	1 Lap	27	3:54.361	1:54.343							
68	4:02.875	2 Laps	23	4:09.845	3 Laps	19	4:10.351	2 Laps							
5	3:43.186	1 Lap	49	4:05.488	6 Laps	66	3:58.072	1 Lap							
23	4:17.602	3 Laps	16	4:00.582	2 Laps	35	3:52.537	1 Lap							
15	3:57.479	1 Lap	139	4:03.172	2 Laps	9	3:54.188	1 Lap							
49	17:10.463	6 Laps	31	3:53.858	1 Lap	36	4:13.372	2 Laps							
30	3:48.903	1 Lap	1	3:39.417	1:23.180	74	4:02.142	1 Lap							
			11	3:50.186	1 Lap	50	4:03.320	2 Laps							
			19	4:07.945	2 Laps	62	4:51.974	3 Laps							
			60	3:46.910	1 Lap	41	3:48.946	1 Lap							
			27	3:51.604	1:32.937	170	3:45.715	3:29.987							






GRAF VON FABER-CASTELL



GRID 8

Woodcote Trophy & Stirling Moss Trophy



Woodcote Trophy & Stirling Moss Trophy

SPA SIX HOURS

Race

Pit Stop Analysis

Nr.	In Time	In Driver	Out Time	Out Driver	Pit Time	T. Pit Time	Nr.	In Time	In Driver	Out Time	Out Driver	Pit Time	T. Pit Time
1		LOTUS15				Trophy S5	25		LOTUS 15				Trophy S5
1	11:13:51.171	O. BRYANT	11:15:22.788	O. BRYANT	1:31.617	1:31.617	1	11:11:25.588	M. GANS	11:12:57.782	M. GANS	1:32.194	1:32.194
3		FRAZER NASH Le Mans Rep				Trophy W2	27		LISTER Knobbly				Trophy S6
1	11:10:56.560	S. WARD	11:12:39.995	S. WARD	1:43.435	1:43.435	1	11:16:50.948	S. ZIEGLER	11:18:21.590	S. ZIEGLER	1:30.642	1:30.642
4		LISTER Jaguar Knobbly				Trophy S6l	29		LOLA Mk1 Prototype				Trophy S1
1	11:11:12.423	H. ROTHENBERGER	11:15:11.796	H. ROTHENBERGER	3:59.373	3:59.373	1	11:14:52.797	K. AHLERS	11:16:28.630	K. AHLERS	1:35.833	1:35.833
5		JAGUAR D-type				Trophy W4A	30		COOPER Monaco				S5i S5l
1	11:01:06.548	C. MONTEVERDE	11:02:37.790	C. MONTEVERDE	1:31.242	1:31.242	1	11:16:03.311	A. SMITH	11:17:37.453	A. SMITH	1:34.142	1:34.142
6		COOPER Monaco				S5i S5l	31		MASERATI 300S				Trophy W3
1	11:10:41.808	O. BLANPAIN	11:12:13.741	O. BLANPAIN	1:31.933	1:31.933	1	11:12:12.183	G. FIERRO ELETA	11:13:52.497	G. FIERRO ELETA	1:40.314	1:40.314
8		LISTER Knobbly				Trophy S6	32		ALLARD J2				Trophy W4
1	11:10:09.235	A. WOOD	11:11:40.136	A. WOOD	1:30.901	1:30.901	1	11:11:35.036	O. LLEWELLYN	11:13:08.483	O. LLEWELLYN	1:33.447	1:33.447
9		JAGUAR D-type				Trophy W4A	35		REJO Mk IV				Trophy S4
1	11:09:09.092	B. EASTICK	11:10:48.768	B. EASTICK	1:39.676	1:39.676	1	11:17:13.948	G. DE PRINS	11:18:43.187	G. DE PRINS	1:29.239	1:29.239
10		LOTUS Mk X				Trophy W3A	36		LOTUS XI				Trophy S4l
1	11:16:55.979	M. PAUL	11:18:30.385	M. PAUL	1:34.406	1:34.406	1	11:15:32.034	E. STAES	11:17:18.744	E. STAES	1:46.710	1:46.710
11		COOPER T38				Trophy S6	39		COOPERT39 Bobtail				Trophy W1
1	11:04:46.958	M. GRANT - PETERKIN	11:06:16.465	M. GRANT - PETERKIN	1:29.507	1:29.507	1	11:09:43.711	R. BERNBERG	11:11:17.344	R. BERNBERG	1:33.633	1:33.633
15		LOTUS 15				Trophy S5	41		LISTER Costin				Trophy S6
1	11:11:30.443	E. MESTDAGH	11:13:06.815	E. MESTDAGH	1:36.372	1:36.372	1	11:08:42.441	H. HUGENHOLTZ	11:10:15.149	H. HUGENHOLTZ	1:32.708	1:32.708
16		ASTON MARTIN DB2				Trophy W3	2	11:14:01.957	H. HUGENHOLTZ	11:15:52.755	H. HUGENHOLTZ	1:50.798	3:23.506
1	11:07:13.471	C. JOLLY	11:08:49.435	C. JOLLY	1:35.964	1:35.964	42		KIEFT Sport				Trophy W2
18		COOPER Monaco				Trophy S5l	1	11:14:47.740	M. GRIFFITHS	11:16:27.249	M. GRIFFITHS	1:39.509	1:39.509
1	11:09:34.647	A. DITHERIDGE	11:11:16.192	A. DITHERIDGE	1:41.545	1:41.545	43		LISTER Costin				Trophy S6
19		ELVA MkV				Trophy S1	1	11:02:43.298	D. HART	11:04:15.726	D. HART	1:32.428	1:32.428
1	11:14:25.940	R. EMMERLING	11:16:01.166	R. EMMERLING	1:35.226	1:35.226	49		ALLARD J2				Trophy W4
23		Atalanta				Trophy W4	1	11:02:42.196	R. FRANCIS	11:07:00.144	R. FRANCIS	4:17.948	4:17.948
1	11:05:37.503	B. WOOD	11:07:14.826	B. WOOD	1:37.323	1:37.323	2	11:15:27.218	R. FRANCIS	11:28:42.608	R. FRANCIS	13:15.390	17:33.338
50		JAGUAR C-Type				Woodcote W4l	1	11:16:30.339	N. BERT	11:18:02.182	N. BERT	1:31.843	1:31.843






GRAF VON FABER-CASTELL



GRID 8

Woodcote Trophy & Stirling Moss Trophy



Woodcote Trophy & Stirling Moss Trophy

SPA SIX HOURS

Race

Pit Stop Analysis


Nr.	In Time	In Driver	Out Time	Out Driver	Pit Time	T. Pit Time	Nr.	In Time	In Driver	Out Time	Out Driver	Pit Time	T. Pit Time
51		LOTUS XI Le Mans			Trophy	S4	161		LOTUS 15			Trophy	S5
1	11:14:43.588	A. WATSON	11:16:38.514	A. WATSON	1:54.926	1:54.926	1	11:13:39.933	R. WILLS	11:15:11.201	R. WILLS	1:31.268	1:31.268
53		ASTON MARTIN DB2			Trophy	W3	170		LISTER Knobbly			Trophy	S6
1	11:13:39.226	D. REED	11:15:31.834	D. REED	1:52.608	1:52.608	1	11:15:14.204	P. RATCLIFF	11:16:45.037	P. RATCLIFF	1:30.833	1:30.833
58		AUSTIN-HEALEY 100 Le Mans			Trophy	W3A	431		ELVA Sportracer MkIII			Trophy	S11
1	11:07:51.947	D. STANLEY	11:09:25.176	D. STANLEY	1:33.229	1:33.229	1	11:10:54.329	G. VERHOFSTADT	11:12:10.956	G. VERHOFSTADT	1:16.627	1:16.627
60		LOTUS 15			Trophy	S51							
1	11:12:51.178	G. PEETERS	11:14:23.864	G. PEETERS	1:32.686	1:32.686							
61		JAGUAR XK120			Trophy	S61							
1	11:05:28.070	J. THOMPSON	11:07:12.515	J. THOMPSON	1:44.445	1:44.445							
62		FRAZER NASH Targa Florio			Trophy	W21							
1	11:10:52.150	D. GRAUS	11:12:37.431	D. GRAUS	1:45.281	1:45.281							
66		LISTER Knobbly			Stirling Moss	S61							
1	11:05:00.735	N. MC FADDEN	11:06:31.691	N. MC FADDEN	1:30.956	1:30.956							
68		JAGUAR XK 140 FHC			Trophy	W4							
1	11:06:43.985	M. GORDON	11:08:14.611	M. GORDON	1:30.626	1:30.626							
69		LOTUS XI Series 1				S4 S4							
1	11:03:06.472	S. KRIKNOFF	11:06:06.720	S. KRIKNOFF	3:00.248	3:00.248							
74		HWM Sports Racing			Trophy	W4							
1	11:16:19.550	M. HUNT	11:17:51.691	M. HUNT	1:32.141	1:32.141							
88		LISTER Costin Jaguar			Trophy	S6							
1	11:07:15.495	R. KENT	11:08:47.462	R. KENT	1:31.967	1:31.967							
99		JAGUAR XK140 FHC			Trophy	W4							
1	11:12:05.700	J. MIRA-GOMES	11:13:42.189	J. MIRA-GOMES	1:36.489	1:36.489							
101		ALLARD J2			Trophy	W4							
1	11:06:48.983	T. BECHTOLSHHEIMER	11:08:27.722	T. BECHTOLSHHEIMER	1:38.739	1:38.739							
139		LOTUS XI			Trophy	S41							
1	11:14:59.053	O. GONZALEZ	11:16:33.539	O. GONZALEZ	1:34.486	1:34.486							





GRID 8

Woodcote Trophy & Stirling Moss Trophy



Woodcote Trophy & Stirling Moss Trophy (A)

SPA SIX HOURS

Race

Analysis

Personal Best Session Best B Crossing the finish line in pit lane


Lap	D	Time	Sector 1	Sector 2	Sector 3	Kph	Elapsed	Lap	D	Time	Sector 1	Sector 2	Sector 3	Kph	Elapsed
1 1.Oliver BRYANT LOTUS15 ng Moss Trophy								1	1	3:56.848	1:05.734	1:50.143	1:00.971	104.6	3:56.848
2	1	3:34.413	56.923	1:42.257	55.233	115.5	3:34.413	2	1	3:51.954	1:02.008	1:50.485	59.461	108.7	7:48.802
3	1	3:34.162	56.833	1:42.170	55.159	117.7	7:08.575	3	1	3:49.778	1:01.599	1:49.188	58.991	109.7	11:38.580
4	1	3:36.685	57.563	1:42.803	56.319	116.4	10:45.260	4	1	3:51.715	1:01.105	1:49.373	1:01.237	108.8	15:30.295
5	1	3:34.446	57.971	1:41.875	54.600	117.6	14:19.706	5	1	3:51.436	1:02.283	1:49.353	59.800	108.9	19:21.731
6	1	3:33.873	56.677	1:42.552	54.644	117.9	17:53.579	6	1	3:58.571 B	1:02.795	1:48.592	1:07.184	105.7	23:20.302
7	1	3:34.165	56.917	1:42.409	54.839	117.7	21:27.744	7	1	5:04.568	2:15.960	1:49.199	59.409	82.8	28:24.870
8	1	3:34.879	56.753	1:43.043	55.083	117.3	25:02.623	8	1	3:52.654	1:04.464	1:48.821	59.369	108.4	32:17.524
9	1	3:36.473	58.002	1:43.646	54.825	116.5	28:39.096	9	1	3:46.042	1:00.758	1:47.930	57.354	111.5	36:03.566
10	1	3:39.705	57.947	1:45.098	56.660	114.8	32:18.801	10	1	3:45.767	1:00.160	1:47.021	58.586	111.7	39:49.333
11	1	3:45.914 B	59.313	1:44.814	1:01.787	111.6	36:04.715	11	1	3:44.119	1:00.687	1:46.677	56.755	112.5	43:33.452
12	1	4:51.358	2:12.907	1:43.177	55.274	86.5	40:56.073	12	1	3:41.741	59.018	1:45.276	57.447	113.7	47:15.193
13	1	3:38.344	57.689	1:44.564	56.091	115.5	44:34.417	13	1	3:41.907	59.344	1:46.052	56.511	113.6	50:57.100
14	1	3:39.342	58.851	1:44.680	55.811	115.0	48:13.759	14	1	3:43.186	59.040	1:46.671	57.475	113.0	54:40.286
15	1	3:40.603	58.930	1:45.094	56.579	114.3	51:54.362	15	1	3:41.624	59.583	1:45.538	56.503	113.8	58:21.910
16	1	3:40.396	59.450	1:45.192	55.754	114.4	55:34.758	16	1	3:43.133	59.040	1:45.873	58.220	113.0	1:02:05.043
17	1	3:40.317	59.007	1:44.883	55.527	114.9	59:14.175								
17	1	3:42.624	59.154	1:46.650	56.820	113.3	1:02:56.799								
3 1.Stephen WARD 2.Thomas WARD FRAZER NASH Le Mans Rep 'oodcote Trophy								6 1.Olivier BLANPAIN COOPER Monaco S5i							
1	1	6:30.601	3:12.595	2:06.050	1:11.956	63.4	6:30.601	1	1	4:21.610	1:24.070	1:54.474	1:03.066	94.7	4:21.610
2	1	4:20.779	1:12.285	1:58.303	1:10.191	96.7	10:51.380	2	1	4:04.175	1:06.777	1:52.728	1:04.670	103.3	8:25.785
3	1	4:21.467	1:13.058	2:01.282	1:07.127	96.4	15:12.847	3	1	4:00.866	1:06.908	1:51.074	1:02.884	104.7	12:26.651
4	1	4:17.468	1:09.794	2:00.622	1:07.052	97.9	19:30.315	4	1	4:00.695	1:05.974	1:52.569	1:02.152	104.8	16:27.346
5	1	4:19.372	1:11.592	1:59.162	1:08.618	97.2	23:49.687	5	1	4:05.005	1:07.150	1:53.704	1:04.151	102.9	20:32.351
6	1	4:35.707	1:12.485	2:13.906	1:09.316	91.5	28:25.394	6	1	4:03.838	1:07.788	1:52.666	1:03.384	103.4	24:36.189
7	1	4:48.623 B	1:12.000	2:07.544	1:29.079	87.4	33:14.017	7	1	4:04.609	1:08.398	1:53.333	1:02.878	103.1	28:40.798
8	1	5:47.721	2:37.896	2:00.254	1:09.571	72.5	39:01.738	8	1	4:15.337 B	1:08.154	1:53.205	1:13.978	98.7	32:56.135
9	1	4:22.081	1:11.538	2:02.131	1:08.412	96.2	43:23.819	9	1	5:20.048	2:22.403	1:53.663	1:03.982	78.8	38:16.183
10	1	4:21.861	1:11.193	1:59.998	1:10.670	96.3	47:45.680	10	1	4:04.619	1:06.774	1:53.707	1:04.138	103.1	42:20.802
11	1	4:28.348	1:13.317	2:04.321	1:10.710	94.0	52:14.028	11	1	4:03.170	1:07.025	1:53.454	1:02.691	103.7	46:23.972
12	1	4:19.005	1:13.266	1:58.377	1:07.362	97.4	56:33.033	12	1	4:03.914	1:07.242	1:53.124	1:03.548	103.4	50:27.886
13	1	4:17.086	1:10.785	1:59.623	1:06.678	98.1	1:00:50.119	13	1	4:05.013	1:06.441	1:53.918	1:04.654	102.9	54:32.899
14	1	4:21.372	1:11.656	2:01.244	1:08.472	96.5	1:05:11.491	14	1	4:04.589	1:06.808	1:54.233	1:03.548	103.1	58:37.488
								15	1	4:03.939	1:06.187	1:53.471	1:04.281	103.4	1:02:41.427
4 1.Helmut ROTHENBERGER 2.Gaetan WOITRIN LISTER Jaguar Knobbly ng Moss Trophy								8 1.Anthony WOOD 2.William NUTHALL LISTER Knobbly ng Moss Trophy							
1	1	5:37.411				73.4	5:37.411	1	1	3:37.723	59.722	1:43.245	54.756	113.8	3:37.723
2	1	4:05.385				102.8	9:42.796	2	1	3:35.667	56.942	1:43.348	55.377	116.9	7:13.390
3	1	3:51.464				108.9	13:34.260	3	1	3:35.967	57.353	1:43.250	55.364	116.8	10:49.357
4	1	3:52.860				108.3	17:27.120	4	1	3:35.306	57.400	1:42.460	55.446	117.1	14:24.663
5	1	3:51.511				108.9	21:18.631	5	1	3:33.915	57.150	1:42.105	54.660	117.9	17:58.578
6	1	4:00.284				104.9	25:18.915	6	1	3:33.373	56.737	1:41.490	55.146	118.2	21:31.951
7	1	3:54.007				107.7	29:12.922	7	1	3:33.965	56.269	1:42.553	55.143	117.8	25:05.916
8	1	4:14.244 B				99.2	33:27.166	8	1	3:35.029	57.604	1:42.664	54.761	117.3	28:40.945
9	1	7:57.330				52.8	41:24.496	9	1	3:42.051 B	56.708	1:43.217	1:02.126	113.6	32:22.996
10	1	4:09.769				100.9	45:34.265	10	1	4:51.207	2:13.730	1:43.255	54.222	86.6	37:14.203
11	1	4:04.218				103.2	49:38.483	11	1	3:34.236	57.455	1:42.203	54.578	117.7	40:48.439
12	1	4:05.182				102.8	53:43.665	12	1	3:35.004	57.328	1:43.178	54.498	117.3	44:23.443
13	1	4:08.504				101.5	57:52.169	13	1	3:34.630	56.763	1:43.642	54.225	117.5	47:58.073
14	1	4:03.884				103.4	1:01:56.053	14	1	3:34.156	56.873	1:42.827	54.456	117.7	51:32.229
								15	1	3:32.618	55.994	1:42.199	54.425	118.6	55:04.847
								16	1	3:33.218	56.905	1:41.471	54.842	118.3	58:38.065
								17	1	3:33.417	55.829	1:42.270	55.318	118.1	1:02:11.482
5 1.Carlos MONTEVERDE 2.Gary PEARSON JAGUAR D-type 'oodcote Trophy								9 1.Benjamin EASTICK 2.Karl JONES JAGUAR D-type 'oodcote Trophy							
1	1							1	1						
2	1							2	1						
3	1							3	1						
4	1							4	1						
5	1							5	1						
6	1							6	1						
7	1							7	1						
8	1							8	1						
9	1							9	1						
10	1							10	1						
11	1							11	1						
12	1							12	1						
13	1							13	1						
14	1							14	1						
15	1							15	1						
16	1							16	1						
17	1							17	1						





GRID 8

Woodcote Trophy & Stirling Moss Trophy



Woodcote Trophy & Stirling Moss Trophy (A)

SPA SIX HOURS

Race

Analysis

Personal Best Session Best B Crossing the finish line in pit lane

Lap	D	Time	Sector 1	Sector 2	Sector 3	Kph	Elapsed	Lap	D	Time	Sector 1	Sector 2	Sector 3	Kph	Elapsed
1	1	4:09.746	1:17.021	1:52.132	1:00.593	99.2	4:09.746	2	1	3:42.561	59.767	1:44.812	57.982	113.3	7:32.163
2	1	3:54.098	1:02.954	1:50.925	1:00.219	107.7	8:03.844	3	1	3:42.752	59.410	1:46.247	57.095	113.2	11:14.915
3	1	3:52.714	1:02.457	1:50.170	1:00.087	108.3	11:56.558	4	1	3:42.837	1:00.664	1:45.234	56.939	113.2	14:57.752
4	1	3:51.528	1:02.438	1:49.522	59.568	108.9	15:48.086	5	1	3:42.293	59.967	1:45.459	56.867	113.4	18:40.045
5	1	3:50.871	1:01.791	1:49.400	59.680	109.2	19:38.957	6	1	3:42.847	1:00.045	1:45.354	57.448	113.1	22:22.892
6	1	3:51.542	1:02.745	1:49.588	59.209	108.9	23:30.499	7	1	3:42.599	59.068	1:46.287	57.244	113.3	26:05.491
7	1	3:51.457	1:02.049	1:49.806	59.602	108.9	27:21.956	8	1	3:44.207	59.623	1:47.156	57.428	112.5	29:49.698
8	1	4:00.906	1:01.573	1:51.681	1:07.652	104.7	31:22.862	9	1	3:55.862	59.455	1:47.326	1:09.081	106.9	33:45.560
9	1	5:21.078	2:27.772	1:51.411	1:01.895	78.5	36:43.940	10	1	5:16.663	2:23.960	1:51.958	1:00.745	79.6	39:02.223
10	1	3:54.119	1:02.501	1:49.213	1:02.405	107.7	40:38.059	11	1	3:57.277	1:03.338	1:52.388	1:01.551	106.3	42:59.500
11	1	4:00.888	1:05.304	1:53.066	1:02.518	104.7	44:38.947	12	1	3:56.454	1:03.063	1:52.462	1:00.929	106.6	46:55.954
12	1	3:54.251	1:04.060	1:48.710	1:01.481	107.6	48:33.198	13	1	3:55.481	1:04.257	1:51.374	59.850	107.1	50:51.435
13	1	3:53.286	1:02.426	1:49.083	1:01.777	108.1	52:26.484	14	1	3:57.479	1:03.765	1:52.169	1:01.545	106.2	54:48.914
14	1	4:00.380	1:03.814	1:52.505	1:04.061	104.9	56:26.864	15	1	3:54.338	1:03.162	1:50.903	1:00.273	107.6	58:43.252
15	1	3:51.570	1:02.779	1:48.332	1:00.459	108.9	1:00:18.434	16	1	3:55.794	1:04.081	1:50.815	1:00.898	106.9	1:02:39.046
16	1	3:54.188	1:03.583	1:49.729	1:00.876	107.7	1:04:12.622								

10 1. Malcolm PAUL
2. Richard BOURNE

LOTUS Mk X
Woodcote Trophy

1	1	4:01.090	1:07.732	1:51.383	1:01.975	102.8	4:01.090
2	1	3:50.701	1:01.872	1:49.187	59.642	109.3	7:51.791
3	1	3:51.562	1:03.127	1:48.660	59.775	108.9	11:43.353
4	1	3:51.000	1:01.740	1:49.473	59.787	109.2	15:34.353
5	1	3:49.543	1:01.757	1:48.604	59.182	109.8	19:23.896
6	1	3:50.558	1:02.571	1:48.687	59.300	109.4	23:14.454
7	1	3:54.945	1:07.129	1:48.701	59.115	107.3	27:09.399
8	1	3:53.113	1:03.111	1:50.038	59.964	108.2	31:02.512
9	1	3:59.504	1:04.730	1:53.184	1:01.590	105.3	35:02.016
10	1	4:07.287	1:05.101	1:52.812	1:09.374	102.0	39:09.303
11	1	5:41.249	2:28.355	2:04.160	1:08.734	73.9	44:50.552
12	1	4:14.947	1:09.865	1:58.616	1:06.466	98.9	49:05.499
13	1	4:12.727	1:09.099	1:57.781	1:05.847	99.8	53:18.226
14	1	4:11.464	1:07.195	1:56.618	1:07.651	100.3	57:29.690
15	1	4:11.511	1:07.366	1:57.530	1:06.615	100.3	1:01:41.201

11 1. Michael GRANT - PETERKI
2. Patrick BLAKENEY-EDWAR

COOPER T38
Stirling Moss Trophy

1	1	3:54.861	1:04.606	1:50.130	1:00.125	105.5	3:54.861
2	1	3:50.781	1:02.218	1:49.457	59.106	109.3	7:45.642
3	1	3:48.097	1:01.417	1:48.025	58.655	110.5	11:33.739
4	1	3:49.218	1:01.050	1:48.463	59.705	110.0	15:22.957
5	1	3:49.027	1:01.644	1:48.699	58.684	110.1	19:11.984
6	1	3:51.110	1:02.494	1:49.746	58.870	109.1	23:03.094
7	1	3:57.052	1:02.177	1:48.288	1:06.587	106.4	27:00.146
8	1	5:20.423	2:27.360	1:50.707	1:02.356	78.7	32:20.569
9	1	3:50.678	1:02.887	1:48.317	59.474	109.3	36:11.247
10	1	3:51.207	1:01.947	1:48.740	1:00.520	109.1	40:02.454
11	1	3:52.358	1:02.856	1:50.288	59.214	108.5	43:54.812
12	1	3:50.155	1:01.667	1:48.382	1:00.106	109.6	47:44.967
13	1	3:51.767	1:01.916	1:49.243	1:00.608	108.8	51:36.734
14	1	3:47.342	1:01.683	1:47.001	58.658	110.9	55:24.076
15	1	3:50.186	1:00.877	1:49.326	59.983	109.5	59:14.262
16	1	3:50.660	1:01.753	1:49.012	59.895	109.3	1:03:04.922

15 1. Eric MESTDAGH
2. Louis ZURSTRASSEN

LOTUS 15
Stirling Moss Trophy

1	1	3:49.602	1:05.799	1:46.413	57.390	107.9	3:49.602
---	---	----------	----------	----------	--------	-------	----------

16 1. Christopher JOLLY

ASTON MARTIN DB2
Woodcote Trophy

1	1	5:07.743	2:08.073	1:55.657	1:04.013	80.5	5:07.743
2	1	4:04.656	1:07.461	1:53.545	1:03.650	103.1	9:12.399
3	1	4:01.663	1:07.325	1:52.109	1:02.229	104.3	13:14.062
4	1	4:03.695	1:07.382	1:53.386	1:02.927	103.5	17:17.757
5	1	4:00.573	1:06.550	1:52.027	1:01.996	104.8	21:18.330
6	1	4:02.754	1:06.464	1:54.232	1:02.058	103.9	25:21.084
7	1	4:05.401	1:05.406	1:51.445	1:08.550	102.7	29:26.485
8	1	5:23.769	2:27.001	1:52.782	1:03.986	77.9	34:50.254
9	1	4:05.943	1:07.870	1:54.508	1:03.565	102.5	38:56.197
10	1	4:05.271	1:06.017	1:57.392	1:01.862	102.8	43:01.468
11	1	3:58.689	1:04.981	1:52.674	1:01.034	105.6	47:00.157
12	1	3:58.322	1:05.084	1:52.179	1:01.059	105.8	50:58.479
13	1	4:00.501	1:05.456	1:53.375	1:01.670	104.8	54:58.980
14	1	4:00.582	1:06.019	1:52.293	1:02.270	104.8	58:59.562
15	1	4:01.540	1:05.763	1:53.912	1:01.865	104.4	1:03:01.102

18 1. Anthony DITHERIDGE
2. Barry CANNELL

COOPER Monaco
Stirling Moss Trophy

1	1	4:02.392	1:09.837	1:50.751	1:01.804	102.2	4:02.392
2	1	3:57.488	1:04.664	1:50.868	1:01.956	106.2	7:59.880
3	1	3:57.379	1:04.735	1:50.600	1:02.044	106.2	11:57.259
4	1	3:57.498	1:05.241	1:50.608	1:01.649	106.2	15:54.757
5	1	3:54.149	1:03.525	1:49.176	1:01.448	107.7	19:48.906
6	1	3:55.850	1:03.107	1:50.340	1:02.403	106.9	23:44.756
7	1	3:55.364	1:04.172	1:50.082	1:01.110	107.1	27:40.120
8	1	4:11.075	1:04.989	1:50.454	1:15.632	100.4	31:51.195
9	1	5:36.935	2:32.243	1:58.478	1:06.214	74.8	37:28.130
10	1	4:14.300	1:09.136	1:59.319	1:05.845	99.2	41:42.430
11	1	4:10.001	1:10.474	1:56.560	1:02.967	100.9	45:52.431
12	1	4:08.612	1:05.616	1:57.143	1:05.853	101.4	50:01.043
13	1	4:06.018	1:07.538	1:53.732	1:04.748	102.5	54:07.061
14	1	4:05.860	1:05.853	1:56.090	1:03.917	102.6	58:12.921
15	1	4:06.876	1:07.435	1:54.356	1:05.085	102.1	1:02:19.797

19 1. Ralf EMMERLING
2. Philip HOOPER

ELVA MkV
Stirling Moss Trophy


1	1	4:13.573	1:14.941	1:55.492	1:03.140	97.7	4:13.573
2	1	4:01.751	1:04.813	1:54.918	1:02.020	104.3	8:15.324
3	1	4:01.782	1:05.590	1:53.798	1:02.394	104.3	12:17.106





GRID 8

Woodcote Trophy & Stirling Moss Trophy



Woodcote Trophy & Stirling Moss Trophy (A)

SPA SIX HOURS

Race

Analysis

Personal Best Session Best B Crossing the finish line in pit lane


Lap	D	Time	Sector 1	Sector 2	Sector 3	Kph	Elapsed	Lap	D	Time	Sector 1	Sector 2	Sector 3	Kph	Elapsed
16	1	3:48.346	1:01.327	1:48.815	58.204	110.4	1:02:32.213	16	1	3:52.537	1:03.755	1:50.454	58.328	108.4	1:03:57.224
31							MASERATI 300S Woodcote Trophy	36							LOTUS XI ng Moss Trophy
							1.Guillermo FIERRO ELETA 2.Steve HART								1.Erik STAES
1	1	3:59.376	1:07.603	1:50.370	1:01.403	103.5	3:59.376	1	1	4:20.977	1:23.115	1:53.646	1:04.216	94.9	4:20.977
2	1	3:47.022	1:00.344	1:48.785	57.893	111.1	7:46.398	2	1	4:09.840	1:09.050	1:54.378	1:06.412	100.9	8:30.817
3	1	3:42.723	59.442	1:45.859	57.422	113.2	11:29.121	3	1	4:05.513	1:08.374	1:54.190	1:02.949	102.7	12:36.330
4	1	3:45.770	1:00.549	1:46.601	58.620	111.7	15:14.891	4	1	4:11.391	1:08.831	1:56.549	1:06.011	100.3	16:47.721
5	1	3:45.414	59.543	1:46.999	58.872	111.9	19:00.305	5	1	4:04.951	1:08.604	1:54.016	1:02.331	102.9	20:52.672
6	1	3:48.400	1:01.536	1:48.047	58.817	110.4	22:48.705	6	1	4:08.250	1:08.558	1:56.077	1:03.615	101.6	25:00.922
7	1	3:48.459	1:00.111	1:49.487	58.861	110.4	26:37.164	7	1	4:08.887	1:07.975	1:56.304	1:04.608	101.3	29:09.809
8	1	3:49.010	1:01.430	1:48.367	59.213	110.1	30:26.174	8	1	4:13.351	1:11.091	1:56.703	1:05.557	99.5	33:23.160
9	1	4:01.006	B 1:01.525	1:49.133	1:10.348	104.6	34:27.180	9	1	4:23.920	B 1:09.774	1:56.958	1:17.188	95.5	37:47.080
10	1	5:20.250	2:26.003	1:52.531	1:01.716	78.7	39:47.430	10	1	5:39.698	2:37.573	1:57.439	1:04.686	74.2	43:26.778
11	1	3:53.308	1:02.088	1:51.191	1:00.029	108.1	43:40.738	11	1	4:13.577	1:07.921	1:59.059	1:06.597	99.4	47:40.355
12	1	3:53.746	1:02.243	1:51.088	1:00.415	107.9	47:34.484	12	1	4:10.311	1:08.026	1:58.302	1:03.983	100.7	51:50.666
13	1	3:51.106	1:02.129	1:50.067	58.910	109.1	51:25.590	13	1	4:14.918	1:10.220	1:58.322	1:06.376	98.9	56:05.584
14	1	3:53.557	1:02.649	1:51.900	59.008	108.0	55:19.147	14	1	4:11.432	1:08.306	1:58.521	1:04.605	100.3	1:00:17.016
15	1	3:53.858	1:02.247	1:51.632	59.979	107.8	59:13.005	15	1	4:13.372	1:09.572	1:57.264	1:06.536	99.5	1:04:30.388
16	1	3:55.834	1:02.606	1:52.603	1:00.625	106.9	1:03:08.839								
32							ALLARD J2 Woodcote Trophy	39							COOPERT39 Bobtail Woodcote Trophy
							1.Oliver LLEWELLYN 2.Timothy LLEWELLYN								1.Robert BERNBERG 2.Paul UGO
1	1	3:53.111	1:11.585	1:45.345	56.181	106.3	3:53.111	1	1	4:06.166	1:12.639	1:51.097	1:02.430	100.6	4:06.166
2	1	3:40.304	58.023	1:44.397	57.884	114.5	7:33.415	2	1	3:58.553	1:04.783	1:51.837	1:01.933	105.7	8:04.719
3	1	3:40.134	58.849	1:44.563	56.722	114.5	11:13.549	3	1	3:56.626	1:04.640	1:49.809	1:02.177	106.6	12:01.345
4	1	3:40.766	58.171	1:45.638	56.957	114.2	14:54.315	4	1	3:56.627	1:04.892	1:50.434	1:01.301	106.6	15:57.972
5	1	3:41.124	58.554	1:46.096	56.474	114.0	18:35.439	5	1	3:57.984	1:03.829	1:49.691	1:04.464	105.9	19:55.956
6	1	3:43.643	59.372	1:46.977	57.294	112.7	22:19.082	6	1	3:58.943	1:05.989	1:50.909	1:02.045	105.5	23:54.899
7	1	3:48.150	1:01.168	1:48.558	58.424	110.5	26:07.232	7	1	3:57.721	1:05.093	1:51.192	1:01.436	106.1	27:52.620
8	1	3:44.572	59.363	1:47.384	57.825	112.3	29:51.804	8	1	4:04.674	B 1:04.469	1:50.496	1:09.709	103.1	31:57.294
9	1	3:58.418	B 59.614	1:47.962	1:10.842	105.8	33:50.222	9	1	5:36.451	2:27.452	2:01.561	1:07.438	74.9	37:33.745
10	1	5:07.692	2:18.198	1:49.488	1:00.006	81.9	38:57.914	10	1	4:12.398	1:09.603	1:58.380	1:04.415	99.9	41:46.143
11	1	3:51.893	1:02.105	1:50.050	59.738	108.7	42:49.807	11	1	4:04.861	1:07.274	1:55.243	1:02.344	103.0	45:51.004
12	1	3:52.078	1:02.430	1:48.996	1:00.652	108.6	46:41.885	12	1	4:06.606	1:06.093	1:55.170	1:05.343	102.2	49:57.610
13	1	3:53.472	1:03.260	1:50.606	59.606	108.0	50:35.357	13	1	4:02.468	1:05.978	1:53.792	1:02.698	104.0	54:00.078
14	1	3:55.727	1:03.333	1:52.490	59.904	107.0	54:31.084	14	1	4:03.547	1:05.189	1:54.193	1:04.165	103.5	58:03.625
15	1	3:48.251	1:00.845	1:48.811	58.595	110.5	58:19.335	15	1	4:00.111	1:05.014	1:52.833	1:02.264	105.0	1:02:03.736
16	1	3:50.742	1:00.335	1:52.597	57.810	109.3	1:02:10.077								
35							REJO Mk IV ng Moss Trophy	41							LISTER Costin ng Moss Trophy
							1.Gregory DE PRINS								1.Hans HUGENHOLTZ 2.Nicky PASTORELLI
1	1	4:19.402	1:31.995	1:48.742	58.665	95.5	4:19.402	1	1	4:00.095	1:08.964	1:50.481	1:00.650	103.2	4:00.095
2	1	3:50.813	1:03.152	1:48.824	58.837	109.2	8:10.215	2	1	3:50.544	1:02.040	1:48.800	59.704	109.4	7:50.639
3	1	3:49.470	1:03.555	1:46.975	58.940	109.9	11:59.685	3	1	3:49.918	1:01.774	1:48.089	1:00.055	109.7	11:40.557
4	1	3:49.669	1:03.241	1:48.796	57.632	109.8	15:49.354	4	1	3:48.666	1:00.763	1:48.061	59.842	110.3	15:29.223
5	1	4:07.326	1:02.193	1:48.130	1:17.003	101.9	19:56.680	5	1	3:45.533	1:00.287	1:47.030	58.216	111.8	19:14.756
6	1	3:50.301	1:02.570	1:46.964	1:00.767	109.5	23:46.981	6	1	3:54.023	1:08.127	1:47.208	58.688	107.7	23:08.779
7	1	3:48.881	1:02.160	1:48.022	58.699	110.2	27:35.862	7	1	3:47.842	1:02.149	1:47.178	58.515	110.7	26:56.621
8	1	3:50.976	1:03.757	1:48.294	58.925	109.2	31:26.838	8	1	3:58.817	B 1:03.186	1:48.119	1:07.512	105.6	30:55.438
9	1	3:54.013	1:03.671	1:50.751	59.591	107.7	35:20.851	9	1	5:19.659	B 2:21.859	1:49.854	1:07.946	78.9	36:15.097
10	1	4:06.383	B 1:03.852	1:57.192	1:05.339	102.3	39:27.234	10	1	5:31.485	2:42.853	1:48.339	1:00.293	76.1	41:46.582
11	1	5:05.872	2:16.055	1:50.276	59.541	82.4	44:33.106	11	1	3:50.939	1:03.175	1:48.724	59.040	109.2	45:37.521
12	1	3:53.097	1:03.859	1:50.077	59.161	108.2	48:26.203	12	1	3:49.891	1:01.658	1:49.721	58.512	109.7	49:27.412
13	1	3:51.256	1:03.631	1:48.593	59.032	109.0	52:17.459	13	1	3:50.647	1:01.026	1:49.408	1:00.213	109.3	53:18.059
14	1	3:55.012	1:06.263	1:50.223	58.526	107.3	56:12.471	14	1	3:50.002	1:01.541	1:49.197	59.264	109.6	57:08.061
15	1	3:52.216	1:03.057	1:50.062	59.097	108.6	1:00:04.687	15	1	3:50.980	1:01.141	1:49.409	1:00.430	109.2	1:00:59.041
								16	1	3:48.946	1:01.077	1:49.318	58.551	110.1	1:04:47.987





GRID 8

Woodcote Trophy & Stirling Moss Trophy



Woodcote Trophy & Stirling Moss Trophy

SPA SIX HOURS

Race

Analysis

Personal Best Session Best B Crossing the finish line in pit lane

Lap	D	Time	Sector 1	Sector 2	Sector 3	Kph	Elapsed	Lap	D	Time	Sector 1	Sector 2	Sector 3	Kph	Elapsed
-----	---	------	----------	----------	----------	-----	---------	-----	---	------	----------	----------	----------	-----	---------

42	1.Miles GRIFFITHS						KIEFT Sport Woodcote Trophy	
1	1	5:30.251	2:10.471	2:07.734	1:12.046	75.0	5:30.251	
2	1	3:56.911	1:06.386	1:49.323	1:01.202	106.4	9:27.162	
3	1	3:53.185	1:04.004	1:48.953	1:00.228	108.1	13:20.347	
4	1	3:54.423	1:03.500	1:50.371	1:00.552	107.6	17:14.770	
5	1	3:53.248	1:04.134	1:48.598	1:00.516	108.1	21:08.018	
6	1	3:58.431	1:04.339	1:52.464	1:01.628	105.8	25:06.449	
7	1	3:53.912	1:03.809	1:49.646	1:00.457	107.8	29:00.361	
8	1	3:57.333	1:06.511	1:48.891	1:01.931	106.2	32:57.694	
9	1	4:05.606	1:04.572	1:50.584	1:10.450	102.7	37:03.300	
10	1	5:15.498	2:25.089	1:49.884	1:00.525	79.9	42:18.798	
11	1	3:56.627	1:04.313	1:49.314	1:03.000	106.6	46:15.425	
12	1	3:53.210	1:03.344	1:49.377	1:00.489	108.1	50:08.635	
13	1	3:56.750	1:06.245	1:49.576	1:00.929	106.5	54:05.385	
14	1	3:52.639	1:02.974	1:49.870	59.795	108.4	57:58.024	
15	1	3:53.409	1:03.276	1:49.830	1:00.303	108.0	1:01:51.433	

43	1.David HART 2.Olivier HART						LISTER Costin ng Moss Trophy	
1	1	3:33.851	58.364	1:41.365	54.122	115.9	3:33.851	
2	1	3:31.746	55.638	1:41.912	54.196	119.1	7:05.597	
3	1	3:31.787	55.460	1:41.636	54.691	119.1	10:37.384	
4	1	3:32.135	55.456	1:42.754	53.925	118.9	14:09.519	
5	1	3:32.841	55.842	1:42.700	54.299	118.5	17:42.360	
6	1	3:32.218	55.838	1:41.960	54.420	118.8	21:14.578	
7	1	3:42.476	55.735	1:42.734	1:04.007	113.3	24:57.054	
8	1	4:46.167	2:11.428	1:41.088	53.651	88.1	29:43.221	
9	1	3:30.169	54.389	1:40.678	55.102	120.0	33:13.390	
10	1	3:30.546	55.190	1:41.392	53.964	119.8	36:43.936	
11	1	3:29.199	54.531	1:40.809	53.859	120.5	40:13.135	
12	1	3:30.096	55.348	1:41.737	53.011	120.0	43:43.231	
13	1	3:30.414	55.207	1:41.394	53.813	119.8	47:13.645	
14	1	3:30.957	55.252	1:41.632	54.073	119.5	50:44.602	
15	1	3:34.442	55.954	1:43.561	54.927	117.6	54:19.044	
16	1	3:31.951	56.037	1:42.169	53.745	119.0	57:50.995	
17	1	3:32.955	56.142	1:42.364	54.449	118.4	1:01:23.950	

49	1.Robert FRANCIS 2.John THOMPSON						ALLARD J2 Woodcote Trophy	
1	1	4:16.624	1:16.664	1:55.070	1:04.890	96.5	4:16.624	
2	1	4:05.690	1:07.316	1:54.572	1:03.802	102.6	8:22.314	
3	1	4:01.368	1:05.590	1:52.805	1:02.973	104.5	12:23.682	
4	1	4:06.196	1:05.793	1:56.585	1:03.818	102.4	16:29.878	
5	1	4:07.467	1:08.346	1:54.714	1:04.407	101.9	20:37.345	
6	1	4:18.081	1:09.914	1:53.705	1:14.462	97.7	24:55.426	
7	1	8:15.581	5:12.406	1:56.169	1:07.006	50.9	33:11.007	
8	1	4:31.901	1:09.608	2:03.515	1:18.778	92.7	37:42.908	
9	1	17:10.463	...	1:57.476	1:04.854	24.5	54:53.371	
10	1	4:05.488	1:06.548	1:54.868	1:04.072	102.7	58:58.859	
11	1	4:05.063	1:05.926	1:56.407	1:02.730	102.9	1:03:03.922	

50	1.Nicolas BERT 2.Tim MOTTE						JAGUAR C-Type Woodcote	
1	1	5:34.328	2:19.539	2:00.123	1:14.666	74.1	5:34.328	
2	1	4:14.452	1:11.510	1:57.263	1:05.679	99.1	9:48.780	

3	1	4:05.085	1:07.930	1:53.196	1:03.959	102.9	13:53.865
4	1	4:06.581	1:07.915	1:54.327	1:04.339	102.3	18:00.446
5	1	4:10.207	1:07.783	1:55.808	1:06.616	100.8	22:10.653
6	1	4:06.694	1:08.305	1:55.340	1:03.049	102.2	26:17.347
7	1	4:04.813	1:07.996	1:53.554	1:03.263	103.0	30:22.160
8	1	4:07.375	1:08.610	1:53.125	1:05.640	101.9	34:29.535
9	1	4:17.031	1:09.524	1:54.204	1:13.303	98.1	38:46.566
10	1	5:20.170	2:19.766	1:56.194	1:04.210	78.8	44:06.736
11	1	4:09.013	1:08.177	1:57.734	1:03.102	101.3	48:15.749
12	1	4:05.010	1:08.325	1:53.688	1:02.997	102.9	52:20.759
13	1	4:08.706	1:06.867	1:59.540	1:02.299	101.4	56:29.465
14	1	4:03.509	1:07.680	1:52.903	1:02.926	103.5	1:00:32.974
15	1	4:03.320	1:07.746	1:51.716	1:03.858	103.6	1:04:36.294

51	1.Alexander-Georges WATS 2.Danny O'CONNELL						LOTUS XI Le Mans ng Moss Trophy	
1	1	3:42.943	1:02.519	1:43.376	57.048	111.1	3:42.943	
2	1	3:43.366	59.477	1:45.248	58.641	112.9	7:26.309	
3	1	3:42.662	1:00.379	1:44.815	57.468	113.2	11:08.971	
4	1	3:41.897	59.966	1:44.540	57.391	113.6	14:50.868	
5	1	3:38.642	58.678	1:44.000	55.964	115.3	18:29.510	
6	1	3:38.736	58.522	1:43.471	56.743	115.3	22:08.246	
7	1	3:38.667	58.844	1:43.533	56.290	115.3	25:46.913	
8	1	3:38.348	59.434	1:42.512	56.402	115.5	29:25.261	
9	1	3:41.418	58.774	1:44.782	57.862	113.9	33:06.679	
10	1	3:50.534	59.979	1:45.505	1:05.050	109.4	36:57.213	
11	1	5:33.125	2:41.994	1:50.427	1:00.704	75.7	42:30.338	
12	1	3:55.409	1:04.474	1:49.483	1:01.452	107.1	46:25.747	
13	1	3:57.606	1:05.375	1:50.549	1:01.682	106.1	50:23.353	
14	1	3:57.276	1:03.367	1:52.087	1:01.822	106.3	54:20.629	
15	1	4:00.089	1:05.558	1:52.384	1:02.147	105.0	58:20.718	
16	1	3:57.833	1:04.409	1:51.113	1:02.311	106.0	1:02:18.551	

52	1.John SPIERS						LISTER Jaguar Knobbly ng Moss Trophy	
1	1	3:57.749	1:07.876	1:50.560	59.313	104.2	3:57.749	
2	1	3:45.416	59.538	1:47.610	58.268	111.9	7:43.165	
3	1	3:43.426	58.940	1:46.184	58.302	112.9	11:26.591	
4	1	3:40.234	58.073	1:45.082	57.079	114.5	15:06.825	
5	1	3:42.724	58.048	1:47.319	57.357	113.2	18:49.549	

53	1.David REED 2.Peter SNOWDON						ASTON MARTIN DB2 Woodcote Trophy	
1	1	4:06.768	1:13.827	1:50.948	1:01.993	100.4	4:06.768	
2	1	3:53.581	1:02.144	1:49.984	1:01.453	107.9	8:00.349	
3	1	3:53.905	1:03.261	1:49.473	1:01.171	107.8	11:54.254	
4	1	3:55.580	1:04.206	1:49.590	1:01.784	107.0	15:49.834	
5	1	3:57.630	1:03.135	1:53.008	1:01.487	106.1	19:47.464	
6	1	3:55.973	1:03.344	1:50.630	1:01.999	106.9	23:43.437	
7	1	3:56.116	1:03.092	1:51.252	1:01.772	106.8	27:39.553	
8	1	3:58.132	1:04.101	1:51.159	1:02.872	105.9	31:37.685	
9	1	4:16.952	1:06.176	1:55.238	1:15.538	98.1	35:54.637	
10	1	5:37.547	2:39.456	1:55.432	1:02.659	74.7	41:32.184	
11	1	3:59.889	1:05.609	1:52.083	1:02.197	105.1	45:32.073	
12	1	3:57.868	1:05.005	1:51.026	1:01.837	106.0	49:29.941	
13	1	3:56.889	1:04.553	1:51.333	1:01.003	106.4	53:26.830	
14	1	3:56.713	1:04.159	1:51.491	1:01.063	106.5	57:23.543	






GRAF VON FABER-CASTELL



GRID 8

Woodcote Trophy & Stirling Moss Trophy



Woodcote Trophy & Stirling Moss Trophy (A)

SPA SIX HOURS

Race

Analysis

Personal Best Session Best B Crossing the finish line in pit lane

Lap	D	Time	Sector 1	Sector 2	Sector 3	Kph	Elapsed	Lap	D	Time	Sector 1	Sector 2	Sector 3	Kph	Elapsed
15	1	3:56.075	1:04.603	1:50.406	1:01.066	106.8	1:01:19.618								
16	1	3:59.670	1:04.261	1:53.524	1:01.885	105.2	1:05:19.288								

58		AUSTIN-HEALEY 100 Le Mans Woodcote Trophy													
Lap	D	Time	Sector 1	Sector 2	Sector 3	Kph	Elapsed								
1	1	4:39.407	1:34.259	2:00.782	1:04.366	88.7	4:39.407								
2	1	4:11.720	1:10.052	1:57.813	1:03.855	100.2	8:51.127								
3	1	4:11.324	1:10.065	1:57.124	1:04.135	100.3	13:02.451								
4	1	4:11.741	1:09.690	1:57.814	1:04.237	100.2	17:14.192								
5	1	4:19.533	1:12.874	2:00.965	1:05.694	97.2	21:33.725								
6	1	4:10.589	1:09.712	1:56.604	1:04.273	100.6	25:44.314								
7	1	4:21.055	1:10.390	1:58.760	1:11.905	96.6	30:05.369								
8	1	5:32.938	2:27.210	2:00.381	1:05.347	75.7	35:38.307								
9	1	4:16.136	1:10.153	2:00.290	1:05.693	98.4	39:54.443								
10	1	4:18.709	1:08.997	2:01.870	1:07.842	97.5	44:13.152								
11	1	4:12.566	1:09.727	1:58.577	1:04.262	99.8	48:25.718								
12	1	4:14.620	1:11.986	1:58.806	1:03.828	99.0	52:40.338								
13	1	4:12.547	1:10.229	1:57.872	1:04.446	99.8	56:52.885								
14	1	4:14.882	1:09.597	2:00.329	1:04.956	98.9	1:01:07.767								
15	1	4:17.220	1:12.945	1:59.880	1:04.395	98.0	1:05:24.987								

60		LOTUS 15 Stirling Moss Trophy													
Lap	D	Time	Sector 1	Sector 2	Sector 3	Kph	Elapsed								
1	1	4:07.956	1:17.615	1:49.899	1:00.442	99.9	4:07.956								
2	1	3:52.508	1:03.231	1:49.150	1:00.127	108.4	8:00.464								
3	1	3:51.976	1:03.891	1:49.092	58.993	108.7	11:52.440								
4	1	3:51.255	1:03.107	1:48.737	59.411	109.0	15:43.695								
5	1	3:50.253	1:02.373	1:49.137	58.743	109.5	19:33.948								
6	1	3:51.770	1:04.055	1:48.414	59.301	108.8	23:25.718								
7	1	3:48.752	1:02.484	1:47.391	58.877	110.2	27:14.470								
8	1	3:49.232	1:02.101	1:47.308	59.823	110.0	31:03.702								
9	1	4:01.308	1:03.036	1:49.686	1:08.586	104.5	35:05.010								
10	1	5:12.812	2:22.555	1:49.521	1:00.736	80.6	40:17.822								
11	1	3:49.511	1:02.226	1:47.921	59.364	109.9	44:07.333								
12	1	3:47.479	1:01.286	1:47.790	58.403	110.8	47:54.812								
13	1	3:47.848	1:01.958	1:47.111	58.779	110.7	51:42.660								
14	1	3:48.395	1:02.405	1:47.669	58.321	110.4	55:31.055								
15	1	3:46.910	1:01.458	1:47.408	58.044	111.1	59:17.965								
16	1	3:48.693	1:01.583	1:48.112	58.998	110.3	1:03:06.658								

61		JAGUAR XK120 Stirling Moss Trophy													
Lap	D	Time	Sector 1	Sector 2	Sector 3	Kph	Elapsed								
1	1	4:07.344	1:16.078	1:50.188	1:01.078	100.2	4:07.344								
2	1	3:54.403	1:02.816	1:49.887	1:01.700	107.6	8:01.747								
3	1	3:56.362	1:03.340	1:52.208	1:00.814	106.7	11:58.109								
4	1	3:55.760	1:05.496	1:50.670	59.594	106.9	15:53.869								
5	1	3:51.433	1:01.952	1:48.972	1:00.509	108.9	19:45.302								
6	1	3:52.313	1:02.185	1:49.779	1:00.349	108.5	23:37.615								
7	1	4:04.802	1:02.668	1:50.360	1:11.774	103.0	27:42.417								
8	1	5:37.340	2:36.184	1:55.354	1:05.802	74.7	33:19.757								
9	1	4:12.912	1:08.497	1:57.235	1:07.180	99.7	37:32.669								
10	1	4:07.796	1:07.679	1:55.367	1:04.750	101.8	41:40.465								
11	1	4:06.829	1:06.675	1:55.493	1:04.661	102.2	45:47.294								
12	1	4:12.956	1:07.729	1:55.672	1:09.555	99.7	50:00.250								
13	1	4:08.330	1:07.960	1:55.887	1:04.483	101.5	54:08.580								
14	1	4:14.402	1:06.989	2:00.571	1:06.842	99.1	58:22.982								
15	1	4:14.114	1:10.624	1:57.990	1:05.500	99.2	1:02:37.096								

62		FRAZER NASH Targa Florio Woodcote Trophy													
Lap	D	Time	Sector 1	Sector 2	Sector 3	Kph	Elapsed								
1	1	4:33.931	1:38.408	1:53.161	1:02.362	90.4	4:33.931								
2	1	4:05.249	1:05.886	1:55.207	1:04.156	102.8	8:39.180								
3	1	4:00.442	1:06.659	1:51.864	1:01.919	104.9	12:39.622								
4	1	4:04.383	1:06.101	1:54.240	1:04.042	103.2	16:44.005								
5	1	4:01.078	1:07.023	1:51.826	1:02.229	104.6	20:45.083								
6	1	4:03.514	1:06.198	1:51.857	1:05.459	103.5	24:48.597								
7	1	4:00.705	1:06.106	1:52.552	1:02.047	104.8	28:49.302								
8	1	4:17.578	1:06.659	1:52.776	1:18.143	97.9	33:06.880								
9	1	6:44.363	2:56.139	2:24.181	1:24.043	62.4	39:51.243								
10	1	5:08.446	1:34.339	2:19.845	1:14.262	81.7	44:59.689								
11	1	4:56.473	1:22.679	2:16.341	1:17.453	85.0	49:56.162								
12	1	5:02.527	1:26.098	2:15.971	1:20.458	83.3	54:58.689								
13	1	4:49.426	1:19.706	2:14.412	1:15.308	87.1	59:48.115								
14	1	4:51.974	1:20.367	2:11.123	1:20.484	86.4	1:04:40.089								

66		LISTER Knobbly Stirling Moss													
Lap	D	Time	Sector 1	Sector 2	Sector 3	Kph	Elapsed								
1	1	3:59.452	1:07.173	1:49.721	1:02.558	103.5	3:59.452								
2	1	3:50.855	1:02.438	1:48.637	59.780	109.2	7:50.307								
3	1	3:48.842	1:01.784	1:48.097	58.961	110.2	11:39.149								
4	1	3:47.992	1:01.356	1:47.452	59.184	110.6	15:27.141								
5	1	3:49.224	1:01.405	1:47.567	1:00.252	110.0	19:16.365								
6	1	3:56.996	1:08.242	1:49.019	59.735	106.4	23:13.361								
7	1	4:01.646	1:02.808	1:47.431	1:11.407	104.3	27:15.007								
8	1	5:10.088	2:19.151	1:49.390	1:01.547	81.3	32:25.095								
9	1	3:56.405	1:05.423	1:49.944	1:01.038	106.7	36:21.500								
10	1	3:56.021	1:05.461	1:49.534	1:01.026	106.8	40:17.521								
11	1	3:53.792	1:05.444	1:48.975	59.373	107.8	44:11.313								
12	1	3:57.703	1:05.499	1:51.243	1:00.961	106.1	48:09.016								
13	1	3:55.672	1:05.479	1:49.077	1:01.116	107.0	52:04.688								
14	1	3:57.216	1:05.519	1:50.810	1:00.887	106.3	56:01.904								
15	1	3:54.895	1:04.644	1:49.640	1:00.611	107.3	59:56.799								
16	1	3:58.072	1:06.902	1:50.428	1:00.742	105.9	1:03:54.871								

68		JAGUAR XK 140 FHC Woodcote Trophy													
Lap	D	Time	Sector 1	Sector 2	Sector 3	Kph	Elapsed								
1	1	4:23.011	1:27.159	1:52.250	1:03.602	94.2	4:23.011								
2	1	4:06.385	1:07.620	1:54.785	1:03.980	102.3	8:29.396								
3	1	4:03.895	1:06.976	1:52.327	1:04.592	103.4	12:33.291								
4	1	4:05.381	1:08.808	1:53.485	1:03.088	102.8	16:38.672								
5	1	4:02.991	1:07.372	1:52.918	1:02.701	103.8	20:41.663								
6	1	4:04.551	1:06.944	1:53.187	1:04.420	103.1	24:46.214								
7	1	4:10.827	1:06.804	1:53.666	1:10.357	100.5	28:57.041								
8	1	5:17.611	2:21.511	1:53.420	1:02.680	79.4	34:14.652								
9	1	4:04.649	1:09.235	1:53.702	1:01.712	103.1	38:19.301								
10	1	4:03.726	1:06.292	1:53.810	1:03.624	103.5	42:23.027								
11	1	4:01.723	1:08.031	1:52.173	1:01.519	104.3	46:24.750								
12	1	4:05.965	1:08.156	1:54.832	1:02.977	102.5	50:30.715								
13	1	4:02.875	1:06.377	1:55.048	1:01.450	103.8	54:33.590								
14	1	4:05.559	1:07.349	1:53.780	1:04.430	102.7	58:39.149								
15	1	4:03.787	1:10.029	1:52.268	1:01.490	103.4	1:02:42.936								


69		LOTUS XI Series 1 S4													
Lap	D	Time	Sector 1	Sector 2	Sector 3	Kph	Elapsed								
1	1	4:07.344	1:16.078	1:50.188	1:01.078	100.2	4:07.344								





GRID 8

Woodcote Trophy & Stirling Moss Trophy



Woodcote Trophy & Stirling Moss Trophy (A)

SPA SIX HOURS

Race

Analysis

Personal Best Session Best B Crossing the finish line in pit lane

Lap	D	Time	Sector 1	Sector 2	Sector 3	Kph	Elapsed	Lap	D	Time	Sector 1	Sector 2	Sector 3	Kph	Elapsed
1	1	4:17.999	1:21.973	1:51.850	1:04.176	96.0	4:17.999	1	1	4:45.096	1:40.707	1:58.968	1:05.421	86.9	4:45.096
2	1	4:07.202	1:07.914	1:53.702	1:05.586	102.0	8:25.201	2	1	4:14.914	1:10.013	1:58.670	1:06.231	98.9	9:00.010
3	1	4:07.307	1:09.399	1:52.994	1:04.914	102.0	12:32.508	3	1	4:12.586	1:09.432	1:57.342	1:05.812	99.8	13:12.596
4	1	4:13.490	1:10.543	1:55.783	1:07.164	99.5	16:45.998	4	1	4:13.440	1:09.369	1:59.149	1:04.922	99.5	17:26.036
5	1	4:12.446	1:09.920	1:56.278	1:06.248	99.9	20:58.444	5	1	4:13.548	1:09.227	1:59.841	1:04.480	99.4	21:39.584
6	1	4:22.522	1:09.485	1:58.075	1:14.962	96.0	25:20.966	6	1	4:09.454	1:08.162	1:56.657	1:04.635	101.1	25:49.038
7	1	6:53.912	3:56.088	1:52.986	1:04.838	60.9	32:14.878	7	1	4:10.751	1:08.026	1:58.677	1:04.048	100.6	29:59.789
8	1	4:12.758	1:11.888	1:55.745	1:05.125	99.8	36:27.636	8	1	4:18.886	1:08.372	1:57.039	1:13.475	97.4	34:18.675
9	1	4:09.137	1:09.443	1:54.633	1:05.061	101.2	40:36.773	9	1	5:51.758	2:36.205	2:06.631	1:08.922	71.7	40:10.433
10	1	4:08.095	1:10.125	1:54.178	1:03.792	101.6	44:44.868	10	1	4:26.493	1:14.602	2:04.254	1:07.637	94.6	44:36.926
11	1	4:05.865	1:07.865	1:53.448	1:04.552	102.6	48:50.733	11	1	4:19.495	1:11.669	2:01.503	1:06.323	97.2	48:56.421
12	1	4:03.918	1:07.905	1:52.583	1:03.430	103.4	52:54.651	12	1	4:13.820	1:11.169	1:57.514	1:05.137	99.3	53:10.241
13	1	4:02.122	1:07.560	1:52.132	1:02.430	104.1	56:56.773	13	1	4:14.233	1:11.066	1:58.551	1:04.616	99.2	57:24.474
14	1	4:03.506	1:07.102	1:53.167	1:03.237	103.5	1:01:00.279	14	1	4:11.004	1:09.862	1:57.226	1:03.916	100.5	1:01:35.478
15	1	4:00.980	1:06.340	1:52.223	1:02.417	104.6	1:05:01.259								

74 HWM Sports Racing
Woodcote Trophy
1. Martin HUNT
2. Andrew HALL

1	1	4:03.221	1:12.004	1:49.974	1:01.243	101.9	4:03.221
2	1	3:49.439	1:01.847	1:49.071	58.521	109.9	7:52.660
3	1	3:46.706	1:00.441	1:48.162	58.103	111.2	11:39.366
4	1	3:44.181	59.360	1:46.140	58.681	112.5	15:23.547
5	1	3:45.766	59.654	1:47.478	58.634	111.7	19:09.313
6	1	3:51.085	1:04.245	1:48.494	58.346	109.1	23:00.398
7	1	3:47.701	1:00.253	1:48.947	58.501	110.7	26:48.099
8	1	3:50.912	1:01.407	1:49.085	1:00.420	109.2	30:39.011
9	1	3:51.301	1:01.293	1:49.993	1:00.015	109.0	34:30.312
10	1	4:02.487	1:03.082	1:51.272	1:08.133	104.0	38:32.799
11	1	5:36.477	2:18.673	2:13.986	1:03.818	74.9	44:09.276
12	1	4:16.810	1:05.013	2:10.361	1:01.436	98.2	48:26.086
13	1	3:59.235	1:05.288	1:52.853	1:01.094	105.4	52:25.321
14	1	4:02.839	1:05.051	1:55.721	1:02.067	103.8	56:28.160
15	1	4:00.549	1:05.357	1:52.863	1:02.329	104.8	1:00:28.709
16	1	4:02.142	1:05.648	1:52.928	1:03.566	104.1	1:04:30.851

88 LISTER Costin Jaguar
Stirling Moss Trophy
1. Richard KENT
2. Joseph OSBOURNE

1	1	3:42.282	1:00.362	1:45.130	56.790	111.5	3:42.282
2	1	3:38.425	57.876	1:43.480	57.069	115.4	7:20.707
3	1	3:38.870	57.766	1:44.466	56.638	115.2	10:59.577
4	1	3:39.841	57.788	1:45.340	56.713	114.7	14:39.418
5	1	3:40.237	58.360	1:45.576	56.301	114.5	18:19.655
6	1	3:40.379	57.732	1:45.377	57.270	114.4	22:00.034
7	1	3:40.478	57.728	1:45.038	57.712	114.4	25:40.512
8	1	3:49.027	58.534	1:45.108	1:05.385	110.1	29:29.539
9	1	4:56.410	2:13.346	1:45.360	57.704	85.1	34:25.949
10	1	3:38.405	57.576	1:44.700	56.129	115.4	38:04.354
11	1	3:36.145	56.412	1:43.199	56.534	116.7	41:40.499
12	1	3:34.850	56.379	1:43.276	55.195	117.4	45:15.349
13	1	3:37.039	56.407	1:44.043	56.589	116.2	48:52.388
14	1	3:35.710	56.456	1:43.314	55.940	116.9	52:28.098
15	1	3:37.096	57.878	1:43.510	55.708	116.1	56:05.194
16	1	3:36.436	57.626	1:43.325	55.485	116.5	59:41.630
17	1	3:33.664	56.128	1:41.788	55.748	118.0	1:03:15.294

99 JAGUAR XK140 FHC
Woodcote Trophy
1. Joao MIRA-GOMES
2. Fernando CAMPOS FERRE

101 TILL BECHTOLSHEIMER
Woodcote Trophy
ALLARD J2

1	1	5:33.606	2:11.869	2:06.861	1:14.876	74.3	5:33.606
2	1	4:01.604	1:10.523	1:49.812	1:01.269	104.4	9:35.210
3	1	3:50.986	1:03.141	1:48.582	59.263	109.2	13:26.196
4	1	3:51.346	1:01.884	1:49.688	59.774	109.0	17:17.542
5	1	3:51.455	1:03.088	1:48.598	59.769	108.9	21:08.997
6	1	3:53.009	1:03.079	1:50.060	59.870	108.2	25:02.006
7	1	4:01.101	1:04.588	1:48.661	1:07.852	104.6	29:03.107
8	1	5:15.807	2:26.435	1:49.773	59.599	79.8	34:18.914
9	1	3:54.625	1:04.121	1:50.306	1:00.198	107.5	38:13.539
10	1	3:52.862	1:03.386	1:50.803	58.673	108.3	42:06.401
11	1	3:51.265	1:03.693	1:49.350	58.222	109.0	45:57.666
12	1	3:52.578	1:01.555	1:51.496	59.527	108.4	49:50.244
13	1	3:49.388	1:01.104	1:48.857	59.427	109.9	53:39.632
14	1	3:49.685	1:01.735	1:49.119	58.831	109.8	57:29.317
15	1	3:49.098	1:01.868	1:48.097	59.133	110.1	1:01:18.415
16	1	3:47.431	1:01.022	1:48.046	58.363	110.9	1:05:05.846

139 OLIVIER GONZALEZ
Stirling Moss Trophy
LOTUS XI

1	1	4:26.545	1:29.652	1:54.215	1:02.678	92.9	4:26.545
2	1	4:05.058	1:07.108	1:53.415	1:04.535	102.9	8:31.603
3	1	4:05.436	1:09.610	1:53.308	1:02.518	102.7	12:37.039
4	1	4:09.530	1:07.708	1:54.893	1:06.929	101.0	16:46.569
5	1	4:01.939	1:08.130	1:51.133	1:02.676	104.2	20:48.508
6	1	4:01.723	1:05.874	1:50.981	1:04.868	104.3	24:50.231
7	1	4:03.876	1:06.766	1:54.544	1:02.566	103.4	28:54.107
8	1	4:04.925	1:06.404	1:52.196	1:06.325	102.9	32:59.032
9	1	4:13.995	1:06.729	1:54.148	1:13.118	99.3	37:13.027
10	1	5:26.169	2:26.829	1:56.277	1:03.063	77.3	42:39.196
11	1	4:06.279	1:05.558	1:53.223	1:07.498	102.4	46:45.475
12	1	4:04.919	1:06.918	1:53.926	1:04.075	102.9	50:50.394
13	1	4:08.040	1:08.132	1:52.931	1:06.977	101.7	54:58.434
14	1	4:03.172	1:09.217	1:51.795	1:02.160	103.7	59:01.606
15	1	4:05.222	1:07.140	1:53.854	1:04.228	102.8	1:03:06.828

161 R. Roger WILLS
Stirling Moss Trophy
LOTUS 15


1	1	3:32.783	56.669	1:41.538	54.576	116.4	3:32.783
2	1	3:31.700	56.237	1:41.312	54.151	119.1	7:04.483
3	1	3:34.164	56.604	1:42.815	54.745	117.7	10:38.647





GRID 8

Woodcote Trophy & Stirling Moss Trophy



Woodcote Trophy & Stirling Moss Trophy (A)

SPA SIX HOURS

Race

Analysis

■ Personal Best ■ Session Best B Crossing the finish line in pit lane

Lap	D	Time	Sector 1	Sector 2	Sector 3	Kph	Elapsed	Lap	D	Time	Sector 1	Sector 2	Sector 3	Kph	Elapsed
4	1	3:33.779	57.159	1:42.365	54.255	117.9	14:12.426	14	1	4:28.586	1:15.173	2:04.429	1:08.984	93.9	1:05:35.631
5	1	3:34.624	56.932	1:42.171	55.521	117.5	17:47.050								
6	1	3:35.125	57.556	1:42.719	54.850	117.2	21:22.175								
7	1	3:35.116	57.720	1:42.788	54.608	117.2	24:57.291								
8	1	3:34.094	57.368	1:42.103	54.623	117.8	28:31.385								
9	1	3:36.571	58.924	1:42.295	55.352	116.4	32:07.956								
10	1	3:46.547 B	56.980	1:42.498	1:07.069	111.3	35:54.503								
11	1	4:48.351	2:10.353	1:42.513	55.485	87.4	40:42.854								
12	1	3:34.963	57.814	1:42.243	54.906	117.3	44:17.817								
13	1	3:34.348	56.479	1:42.308	55.561	117.6	47:52.165								
14	1	3:34.924	57.156	1:42.632	55.136	117.3	51:27.089								
15	1	3:35.146	56.706	1:42.937	55.503	117.2	55:02.235								
16	1	3:36.684	57.088	1:42.952	56.644	116.4	58:38.919								
17	1	3:35.116	57.149	1:42.311	55.656	117.2	1:02:14.035								

170 LISTER Knobbly
 1. Peter RATCLIFF ng Moss Trophy
 2. Luke STEVENS

1	1	3:49.329	1:04.326	1:46.908	58.095	108.0	3:49.329
2	1	3:41.041	58.484	1:45.475	57.082	114.1	7:30.370
3	1	3:40.873	58.678	1:44.697	57.498	114.2	11:11.243
4	1	3:44.265	59.319	1:46.190	58.756	112.4	14:55.508
5	1	3:43.124	59.329	1:46.807	56.988	113.0	18:38.632
6	1	3:42.740	59.303	1:46.648	56.789	113.2	22:21.372
7	1	3:42.189	58.534	1:46.708	56.947	113.5	26:03.561
8	1	3:42.602	58.464	1:46.322	57.816	113.3	29:46.163
9	1	3:44.599	58.760	1:46.874	58.965	112.3	33:30.762
10	1	3:56.928 B	1:01.588	1:50.163	1:05.177	106.4	37:27.690
11	1	4:58.465	2:13.524	1:47.317	57.624	84.5	42:26.155
12	1	3:44.542	1:00.518	1:46.756	57.268	112.3	46:10.697
13	1	3:44.601	59.046	1:46.694	58.861	112.3	49:55.298
14	1	3:44.821	58.757	1:48.223	57.841	112.2	53:40.119
15	1	3:44.081	59.087	1:47.319	57.675	112.5	57:24.200
16	1	3:44.022	59.014	1:46.599	58.409	112.6	1:01:08.222
17	1	3:45.715	1:00.020	1:47.441	58.254	111.7	1:04:53.937

309 LOTUS XI S2 Le Mans
 1. Tom DE GRES ng Moss Trophy

1	1	4:48.573	1:44.877	1:56.612	1:07.084	85.9	4:48.573
2	1	4:12.996	1:11.694	1:57.991	1:03.311	99.7	9:01.569
3	1	4:11.622	1:09.129	1:56.681	1:05.812	100.2	13:13.191
4	1	4:38.540 B	1:09.662	2:06.427	1:22.451	90.5	17:51.731

431 ELVA Sportracer MkIII
 1. Guy VERHOFSTADT ng Moss Trophy

1	1	5:29.550	2:09.941	2:07.654	1:11.955	75.2	5:29.550
2	1	4:35.852	1:17.314	2:08.095	1:10.443	91.4	10:05.402
3	1	4:30.550	1:14.570	2:07.586	1:08.394	93.2	14:35.952
4	1	4:31.233	1:13.415	2:08.163	1:09.655	93.0	19:07.185
5	1	4:40.872	1:20.548	2:08.006	1:12.318	89.8	23:48.057
6	1	4:31.575	1:12.883	2:08.530	1:10.162	92.8	28:19.632
7	1	4:49.220 B	1:15.531	2:08.733	1:24.956	87.2	33:08.852
8	1	5:37.495	2:18.767	2:07.541	1:11.187	74.7	38:46.347
9	1	4:28.940	1:13.855	2:05.768	1:09.317	93.8	43:15.287
10	1	4:28.767	1:13.373	2:04.758	1:10.636	93.8	47:44.054
11	1	4:28.714	1:13.770	2:05.071	1:09.873	93.8	52:12.768
12	1	4:29.644	1:13.335	2:06.847	1:09.462	93.5	56:42.412
13	1	4:24.633	1:14.432	2:02.529	1:07.672	95.3	1:01:07.045

